
Atlas of cancer incidence and mortality
of the
Association of Population-based Cancer Registries in Germany
(GEKID)

„The GEKID Atlas“

Results of the projection for Germany

(data delivery: March of 2016)

Citation: Association of population-based cancer registries in Germany. Atlas of cancer incidence and mortality in Germany (GEKID-Atlas). Data submission December 2014. Lübeck, 2015. Available from

<http://www.gekid.de>

Summary

The GEKID Atlas presents new cancer cases (incidence) and the mortality of cancer on the federal state level (Bundesländer) for 28 selected cancer sites or cancer groups respectively as well as for all cancer sites. The incidence rates in the federal states registered by the population-based cancer registries serve as a basis for the atlas. The data are presented as age-standardized rates (per 100,000 persons per year, Europe standard population) and also as absolute numbers. Additionally, a summarized rate and a projected number of cases are presented for Germany.

To avoid misinterpretations of the data please see the separate method paper.

On the basis of the projections an age-standardized cancer rate (Europe standard population) of 447 per 100,000 was calculated for all cancer sites (without non-melanoma skin cancer) for males and of 345 per 100,000 for females. So the age-standardized rates are nearly constant over the last years.

The rates correspond to 260,000 new cancer cases for men and 225,000 new cancer cases for women. Totally, a number of 485,000 new cancer cases were calculated for Germany in 2013. Compared with the last years the absolute incidence rates slightly increased due to the demographic change.

The projected data are used as reference to evaluate and to assess the disease numbers of the several federal states. Please note, by the reason of belated notifications the shown rates and case numbers (incidence) can change in retrospect. In case of a data update all data were updated not only the current year of diagnosis. From experience, an increasing of three to four percent is expected for the current year of diagnosis. Earlier year has fewer changes. Mortality data do not change.

Contact:

Association of Population-based Cancer Registries in Germany

Internet: www.gekid.de

Table of contents

1	Cancer rates 2003-2012 in Germany	3
2	Numbers of new cancer cases 2003 2012 in Germany	5
3	All cancer sites without non-melanoma skin cancer (C00-C97, D09.0, D41.4 without C44).....	3
4	Oral cavity and pharynx (C00-C14)	5
5	Oesophagus (C15).....	6
6	Stomach (C16).....	7
7	Colon and rectum (C18-C21)	8
8	Liver (C22).....	9
9	Gallbladder and biliary tract (C23-C24)	10
10	Pancreas (C25)	11
11	Larynx (C32)	12
12	Lung (C33-C34).....	13
13	Malignant melanoma of the skin (C43)	14
14	Non-melanoma skin cancer (C44)	15
15	Mesothelioma (C45)	16
16	Breast (C50)	17
17	Vulva (C51).....	18
18	Cervix (C53).....	19
19	Uterus (Corpus uteri) (C54-C55)	20
20	Ovaries (C56)	21
21	Prostate (C61).....	22
22	Testis (C62)	23
23	Kidney (C64).....	24
24	Bladder (C67, D09.0, D41.4)	25
25	Brain and nervous system (C70-C72).....	26
26	Thyroid gland (C73).....	27
27	Hodgkin's Lymphoma (C81).....	28
28	Non-Hodgkin-Lymphomas (C82-C86, C96)	29
29	Immunoproliferative disease and plasmic cell neoplasms (C88-C90).....	30
30	Leukaemias (C91-C95)	31
31	Leukaemias and lymphomas (C81-C96)	32

1 Cancer rates 2003-2012 in Germany

Age-standardized incidence rates – part I (per 100,000, [Europe standard population]) Projection for Germany												
Site (ICD10-Code)	Sex	2003	2004	2005	2006	2007	2008	2009	2010	2011	2012	2013
All cancer sites (without non-melanoma skin cancer)	male	473.3	481.1	478.6	485.8	491.3	490.8	485.3	480.1	485.2	462.8	447.3
C00-C96, D09.0, D41.4 ohne C44	female	328.1	334.5	340.3	343.2	353.3	366.5	365.6	359.8	357.1	350.7	344.7
Oral cavity and pharynx	male	19.7	19.7	19.3	19.6	20.1	20.1	20.5	19.7	20.1	18.7	18.8
C00-C14	female	5.3	5.4	5.2	5.3	5.8	6.2	6.0	5.9	6.7	6.0	6.0
Oesophagus	male	8.7	9.2	9.6	9.3	9.6	9.4	9.5	9.4	9.5	9.2	8.9
C15	female	1.6	1.7	1.9	1.9	1.9	2.0	1.9	1.9	1.9	2.0	1.9
Stomach	male	18.4	19.3	19.3	19.1	18.0	18.2	18.0	16.8	17.9	16.3	16.2
C16	female	9.9	10.3	9.9	9.5	9.6	9.4	9.2	9.2	8.7	8.3	8.1
Colon and rectum	male	65.9	67.9	66.5	65.8	65.9	67.2	63.6	61.0	60.7	57.7	56.4
C18-C21	female	42.4	43.1	42.2	41.9	41.2	40.7	39.3	38.2	37.7	36.9	35.6
Liver	male	8.0	8.4	8.8	9.0	9.5	9.9	10.2	10.3	10.5	10.4	10.2
C22	female	2.6	2.5	2.8	3.0	3.0	3.1	3.2	3.2	3.4	3.4	3.3
Gall bladder and biliary tract	male	3.4	3.7	3.9	3.7	3.8	4.0	3.8	3.8	4.1	3.5	3.5
C23 – C24	female	3.9	3.9	3.9	4.1	3.8	3.7	3.7	3.5	3.5	3.1	3.2
Pancreas	male	11.9	12.0	12.7	12.6	13.5	13.2	13.7	14.0	14.5	14.4	14.3
C25	female	7.8	8.4	8.8	9.2	9.5	9.8	10.0	10.1	10.5	10.5	9.9
Larynx	male	6.7	6.9	6.9	6.9	6.3	6.6	6.3	6.2	5.7	5.8	5.3
C32	female	0.7	0.7	0.7	0.8	0.8	0.7	0.8	0.6	0.8	0.8	0.8
Lung	male	61.2	62.6	62.0	62.5	61.0	60.6	61.1	60.1	59.4	56.6	55.5
C33-C34	female	19.2	20.1	20.9	21.6	23.1	23.9	24.8	25.5	26.0	26.4	26.3
Malignant melanoma of the skin	male	13.6	14.5	14.8	14.5	15.1	18.6	19.1	19.0	19.4	18.7	19.1
C43	female	14.4	13.9	14.5	14.2	15.1	17.4	17.6	18.5	18.4	18.0	17.4
Non-melanoma skin cancer	male	72.9	80.1	84.3	88.2	92.2	106.5	114.9	110.9	117.5	115.4	113.0
C44	female	50.9	55.2	58.1	61.9	65.7	77.1	82.5	79.8	86.4	85.2	86.0
Mesothelioma	male	2.0	2.3	2.3	2.4	2.5	2.3	2.3	2.3	2.2	2.1	2.0
C45	female	0.4	0.4	0.4	0.4	0.4	0.4	0.4	0.5	0.4	0.4	0.4

Age-standardized incidence rates – part II												
(per 100,000, [Europe standard population]) Projection for Germany												
Site (ICD10-Code)	Sex	2003	2004	2005	2006	2007	2008	2009	2010	2011	2012	2013
Breast C50	male	0.9	0.9	0.9	0.9	0.9	1.0	1.1	1.0	0.9	1.1	1.0
	female	105.8	106.5	109.1	111.3	115.4	125.6	125.8	119.2	117.1	116.0	115.8
Vulva C51	female	2.5	2.9	3.2	3.6	3.7	3.9	4.0	4.3	4.4	4.0	4.1
Cervix C53	female	9.8	10.1	9.6	10.0	10.1	9.8	10.1	9.8	9.6	9.4	9.3
Uterus (Corpus uteri) C54-C55	female	17.7	18.1	18.4	17.3	18.4	17.8	18.1	17.7	17.2	17.1	16.3
Ovaries C56	female	14.4	14.4	13.8	13.5	13.6	13.2	12.2	12.9	12.1	11.6	11.4
Prostate C61	male	123.3	117.2	115.1	119.8	125.3	118.3	114.6	115.6	115.7	108.0	95.9
Testis C62	male	9.2	10.1	9.8	10.1	10.4	10.1	10.3	10.2	10.2	10.4	11.1
Kidney C64	male	16.9	17.3	17.3	17.5	17.6	17.5	17.8	17.8	17.5	17.3	16.9
	female	8.2	8.3	8.3	8.7	8.9	9.0	9.1	8.9	8.4	8.3	8.0
Bladder C67, D09.0, D41.4	male	36.1	37.0	36.6	36.8	36.3	37.1	37.0	36.4	37.4	35.9	36.1
	female	8.8	8.8	9.2	9.3	9.4	9.5	9.2	9.1	9.3	9.1	8.9
Brain and nervous system C70-C72	male	7.1	7.1	7.6	7.4	7.6	8.1	7.9	8.2	8.0	7.9	8.0
	female	5.0	5.0	5.2	5.3	5.5	5.7	5.2	5.4	5.6	5.6	5.6
Thyroid gland C73	male	2.7	3.0	2.9	3.3	3.5	3.8	4.0	3.6	3.8	3.7	4.1
	female	6.8	7.1	7.6	7.8	8.8	9.7	10.0	9.6	9.1	9.4	8.4
Hodgkin's lymphoma C81	male	2.4	2.8	2.6	2.5	2.8	2.7	2.8	2.9	3.0	3.1	3.1
	female	2.0	2.0	2.2	2.1	2.1	2.0	2.2	2.1	2.1	2.3	2.2
Non-Hodgkin lymphomas C82-C86, C96	male	12.8	14.2	14.1	14.8	14.4	15.0	15.3	15.3	15.5	14.9	14.6
	female	10.0	10.3	10.3	10.2	10.7	10.3	10.5	11.1	10.7	10.5	10.5
Immunoprol. disease, plasma cell neoplasms C88-C90	male	5.2	5.8	5.9	5.6	5.9	5.9	6.0	6.1	6.7	6.7	6.3
	female	3.8	3.7	4.2	4.3	4.2	4.2	4.0	4.1	4.5	4.3	4.1
Leukaemias C91-C95	male	12.5	12.7	13.3	14.1	13.4	13.6	13.6	13.4	14.5	14.0	12.9
	female	7.9	8.4	8.9	8.4	8.9	8.6	8.7	8.8	9.0	8.2	8.0
Lymphomas & Leukaemias C81-C96	male	32.9	35.5	35.9	37.0	36.5	37.2	37.7	37.7	39.6	38.8	36.9
	female	23.9	24.5	25.7	25.1	26.1	25.2	25.5	26.3	26.4	25.4	25.0

Datenquelle: Datenpool der Krebsregister der GEKID, www.gekid.de

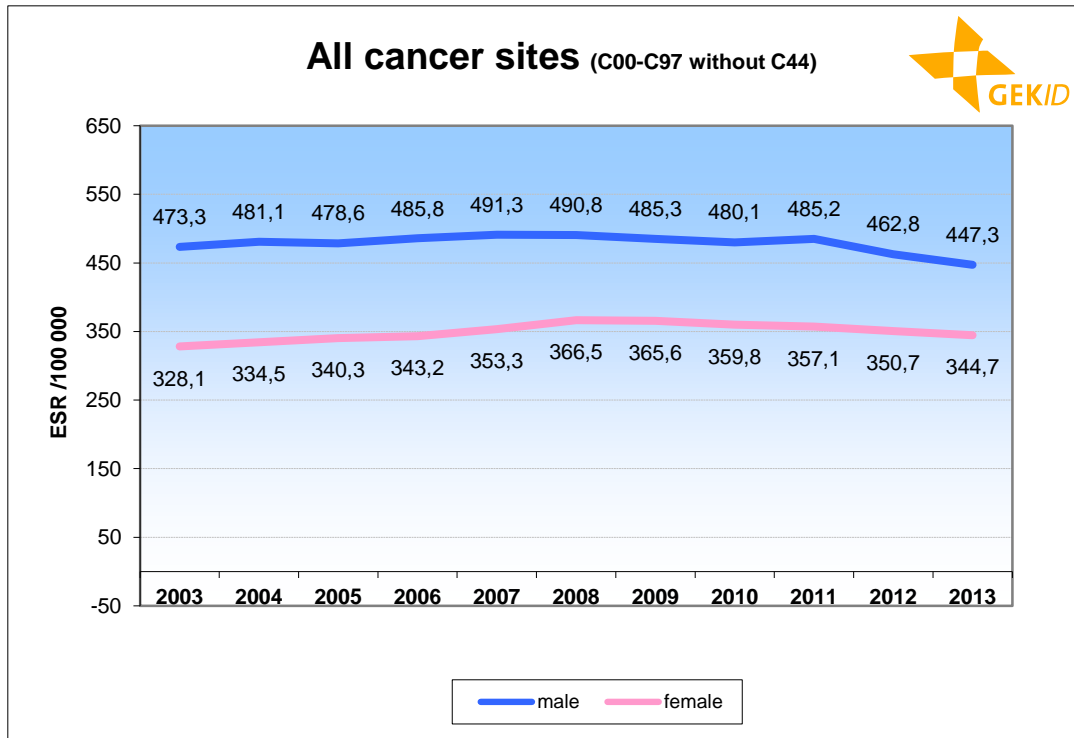
2 Numbers of new cancer cases 2003 2012 in Germany

Numbers of new cases of neoplasms– Projection for Germany (part I)												
Site (ICD10-Code)	Sex	2003	2004	2005	2006	2007	2008	2009	2010	2011	2012	2013
All cancer sites (without non-melanoma skin cancer) C00-C96, D09.0, D41.4 ohne C44	male	234,328	243,180	247,030	256,065	264,201	268,690	270,644	272,617	272,955	265,376	259,906
	female	200,125	206,571	212,798	216,886	224,115	233,171	234,141	233,503	230,853	227,334	225,219
Oral cavity and pharynx C00-C14	male	9,066	9,228	9,212	9,443	9,864	9,997	10,370	10,098	10,225	9,690	9,913
	female	2,886	2,973	2,926	3,013	3,321	3,576	3,464	3,535	3,935	3,612	3,723
Oesophagus C15	male	4,230	4,519	4,837	4,730	5,014	4,961	5,131	5,086	5,127	5,100	5,037
	female	1,033	1,083	1,224	1,285	1,288	1,346	1,298	1,347	1,318	1,421	1,337
Stomach C16	male	9,107	9,813	10,039	10,210	9,870	10,194	10,320	9,830	10,348	9,601	9,760
	female	7,201	7,432	7,392	7,276	7,212	7,185	7,112	7,186	6,791	6,479	6,363
Colon and rectum C18-C21	male	32,965	34,791	34,811	35,292	36,138	37,599	36,330	35,511	34,988	34,017	33,776
	female	29,805	30,929	30,840	30,851	30,685	30,773	30,094	29,728	28,991	28,186	27,476
Liver C22	male	3,995	4,270	4,573	4,771	5,077	5,505	5,761	5,915	6,077	6,134	6,041
	female	1,811	1,804	2,066	2,226	2,233	2,338	2,431	2,501	2,594	2,433	2,443
Gall bladder and biliary tract C23 – C24	male	1,697	1,879	2,061	2,015	2,081	2,283	2,205	2,244	2,451	2,146	2,213
	female	2,908	2,985	3,010	3,268	3,039	2,998	2,981	2,855	2,900	2,525	2,696
Pancreas C25	male	5,881	6,116	6,604	6,718	7,344	7,323	7,765	8,187	8,469	8,504	8,617
	female	5,503	6,151	6,552	6,762	7,175	7,477	7,692	8,051	8,330	8,309	7,854
Larynx C32	male	3,221	3,385	3,443	3,455	3,209	3,430	3,345	3,363	3,070	3,138	2,942
	female	408	372	375	464	415	407	445	388	457	435	477
Lung C33-C34	male	30,656	32,135	32,456	33,364	33,212	33,615	34,602	34,672	34,054	33,049	32,762
	female	11,498	12,092	12,782	13,328	14,359	15,102	15,857	16,369	16,779	17,037	17,153
Malignant melanoma of the skin C43	male	6,537	7,056	7,318	7,356	7,756	9,705	10,146	10,121	10,259	10,228	10,525
	female	7,507	7,429	7,759	7,722	8,147	9,480	9,607	10,026	10,113	9,943	9,638
Non-melanoma skin cancer C44	male	36,341	41,012	44,489	47,815	51,414	60,895	67,460	66,886	70,336	70,837	70,917
	female	34,341	37,749	40,332	43,402	46,374	55,085	59,056	57,967	62,205	62,451	63,302
Mesothelioma C45	male	1,021	1,199	1,236	1,334	1,410	1,357	1,370	1,462	1,356	1,372	1,280
	female	230	249	264	299	268	284	287	320	296	278	299

Numbers of new cases of neoplasms– Projection for Germany (part II)												
Site (ICD10-Code)	Sex	2003	2004	2005	2006	2007	2008	2009	2010	2011	2012	2013
Breast C50	male	437	482	475	482	513	528	601	595	525	629	630
	female	58,816	59,919	62,293	64,051	66,826	72,602	72,949	70,056	68,558	68,687	68,908
Vulva C51	female	1,730	1,997	2,203	2,470	2,572	2,719	2,764	2,999	3,005	2,898	2,927
Cervix C53	female	5,083	5,203	4,929	5,128	5,174	5,031	5,112	4,964	4,841	4,670	4,630
Uterus (Corpus uteri) C54-C55	female	10,921	11,303	11,554	10,975	11,662	11,538	11,689	11,572	11,306	11,251	10,861
Ovaries C56	female	8,734	8,761	8,499	8,362	8,624	8,386	7,957	8,332	7,931	7,497	7,405
Prostate C61	male	62,958	61,428	61,775	65,637	70,058	67,469	66,431	68,239	67,667	64,271	58,134
Testis C62	male	3,992	4,331	4,112	4,254	4,327	4,175	4,239	4,138	3,997	4,104	4,352
Kidney C64	male	8,266	8,589	8,778	9,055	9,352	9,466	9,790	9,929	9,631	9,704	9,506
	female	5,098	5,309	5,397	5,666	6,019	6,016	6,172	6,201	5,730	5,817	5,538
Bladder C67, D09.0, D41.4	male	18,021	19,026	19,348	19,963	20,263	21,068	21,552	21,717	22,111	21,873	22,239
	female	6,406	6,493	6,829	6,952	6,979	7,231	7,110	7,170	7,131	7,129	7,086
Brain and nervous system C70-C72	male	3,296	3,284	3,567	3,574	3,651	3,969	3,862	4,074	3,938	4,005	4,050
	female	2,702	2,741	2,800	2,958	2,994	3,094	2,935	2,997	3,210	3,126	3,245
Thyroid gland C73	male	1,243	1,381	1,375	1,552	1,689	1,809	1,910	1,734	1,797	1,777	1,956
	female	3,301	3,443	3,671	3,811	4,281	4,697	4,804	4,574	4,309	4,367	4,003
Hodgkin's lymphoma C81	male	1,017	1,190	1,137	1,098	1,208	1,162	1,203	1,222	1,224	1,330	1,312
	female	892	890	989	897	925	889	948	921	925	979	969
Non-Hodgkin lymphomas C82-C86, C96	male	6,159	6,930	7,036	7,591	7,492	7,895	8,263	8,375	8,405	8,300	8,208
	female	6,285	6,482	6,615	6,671	7,016	6,862	7,117	7,631	7,285	7,149	7,223
Immunoprol. disease, plasma cell neoplasms C88-C90	male	2,591	2,945	3,082	3,009	3,217	3,266	3,495	3,588	3,937	4,003	3,798
	female	2,603	2,521	2,820	3,082	3,029	3,107	3,036	3,023	3,285	3,194	3,053
Leukaemias C91-C95	male	5,935	6,096	6,454	6,904	6,719	6,963	7,155	7,203	7,751	7,508	7,110
	female	4,849	5,101	5,438	5,289	5,619	5,388	5,590	5,791	5,789	5,420	5,330
Lymphomas & Leukaemias C81-C96	male	15,662	17,151	17,684	18,602	18,626	19,285	20,119	20,394	21,274	21,127	20,391
	female	14,708	15,085	15,941	16,008	16,670	16,358	16,780	17,500	17,386	16,829	16,676

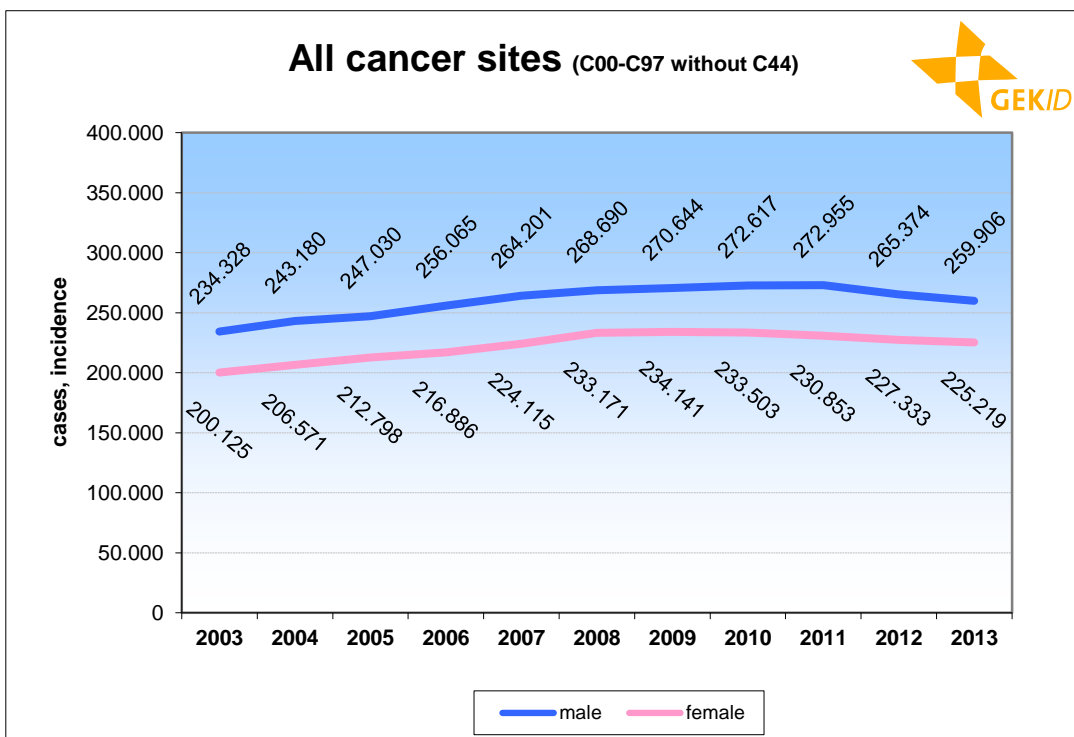
3 All cancer sites without non-melanoma skin cancer (C00-C97, D09.0, D41.4 without C44)

Age-standardized incidence rate (Projection for Germany)



ESR = age-standardized rate with the Europe standard population

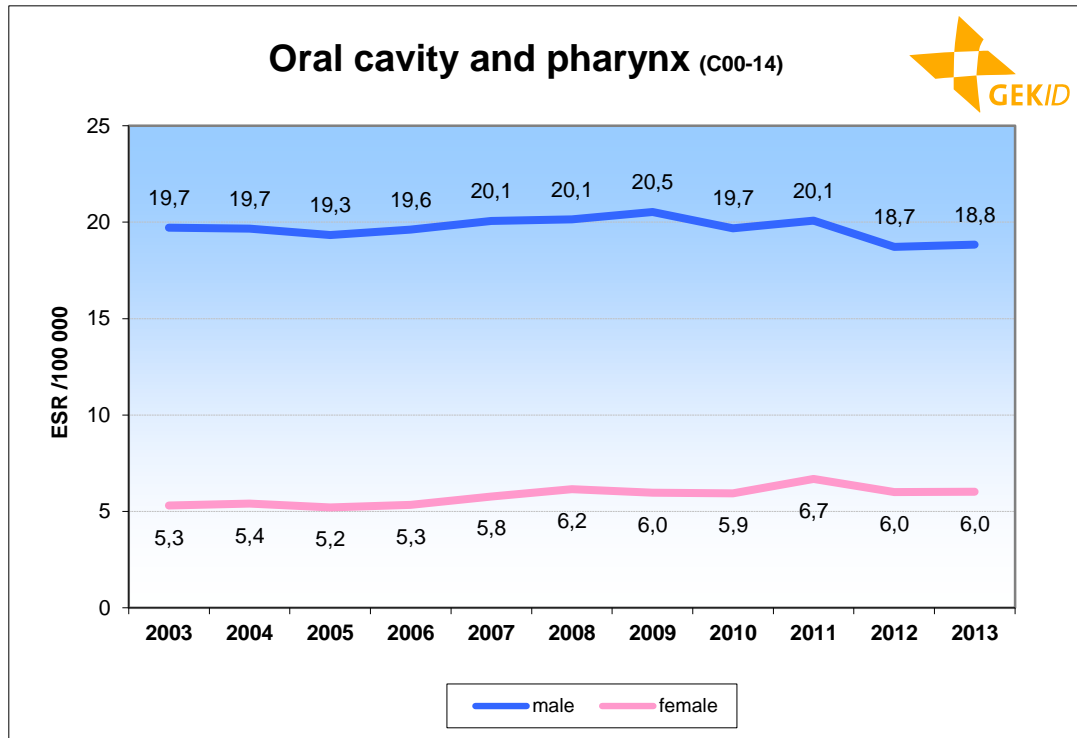
Number of new cases (Projection for Germany)



Data source: data pool of the epidemiological cancer registries of GEKID, www.gekid.de

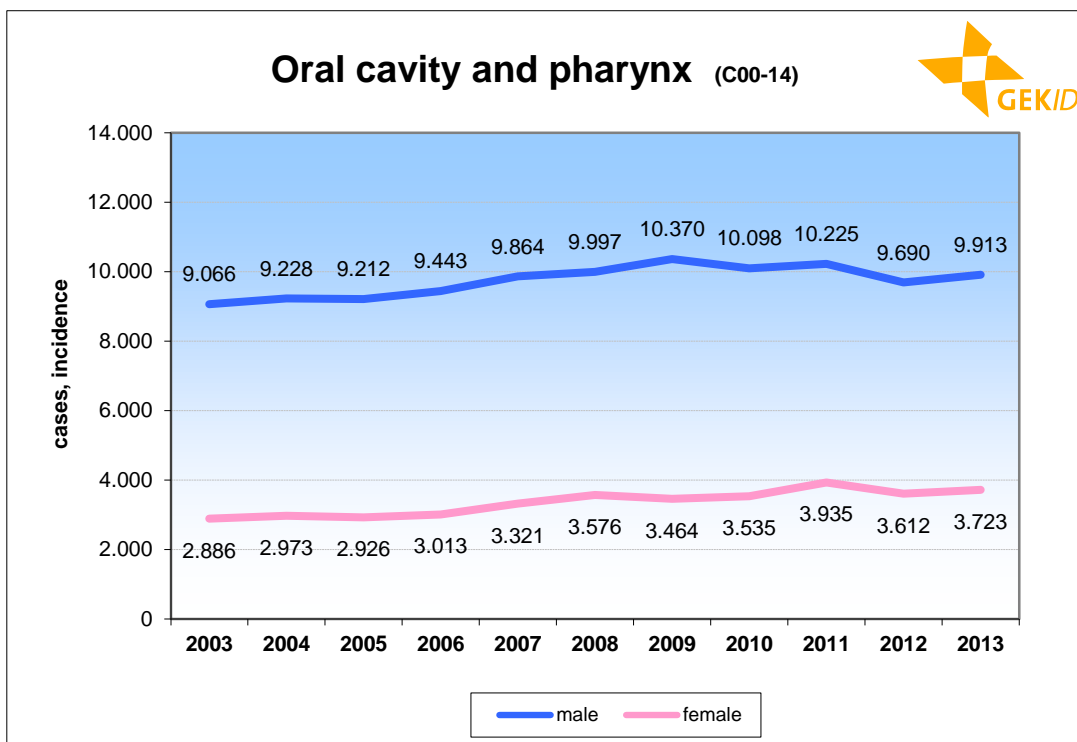
4 Oral cavity and pharynx (C00-C14)

Age-standardized incidence rate (Projection for Germany)



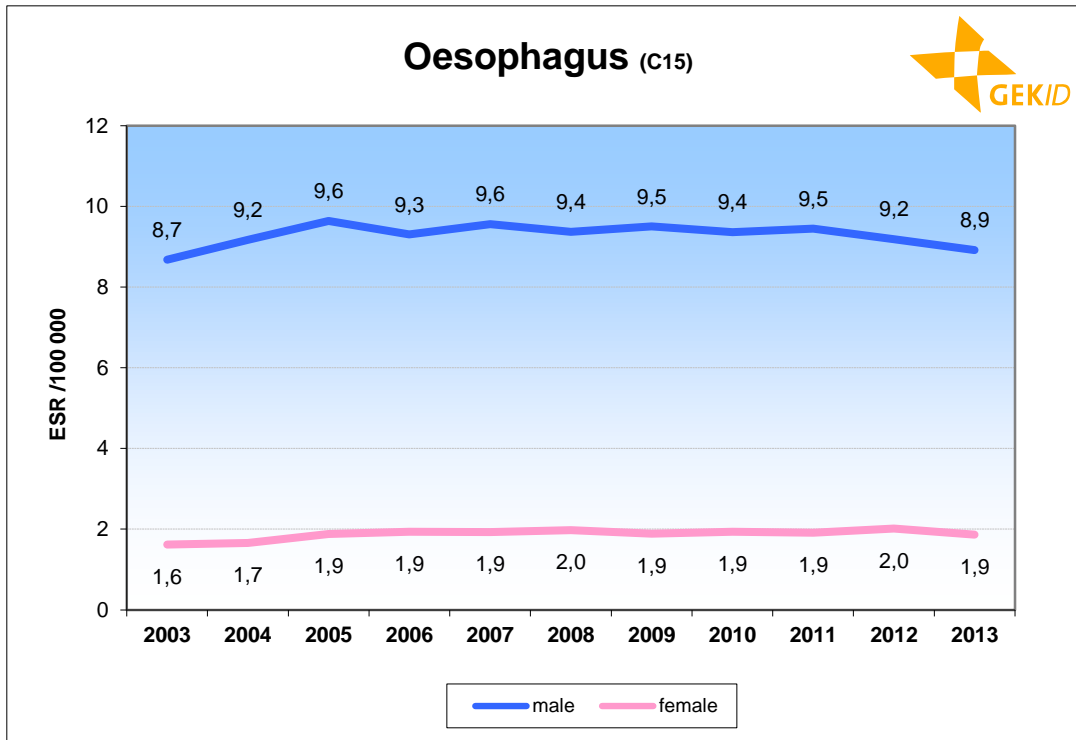
ESR = age-standardized rate with the Europe standard population

Number of new cases (Projection for Germany)



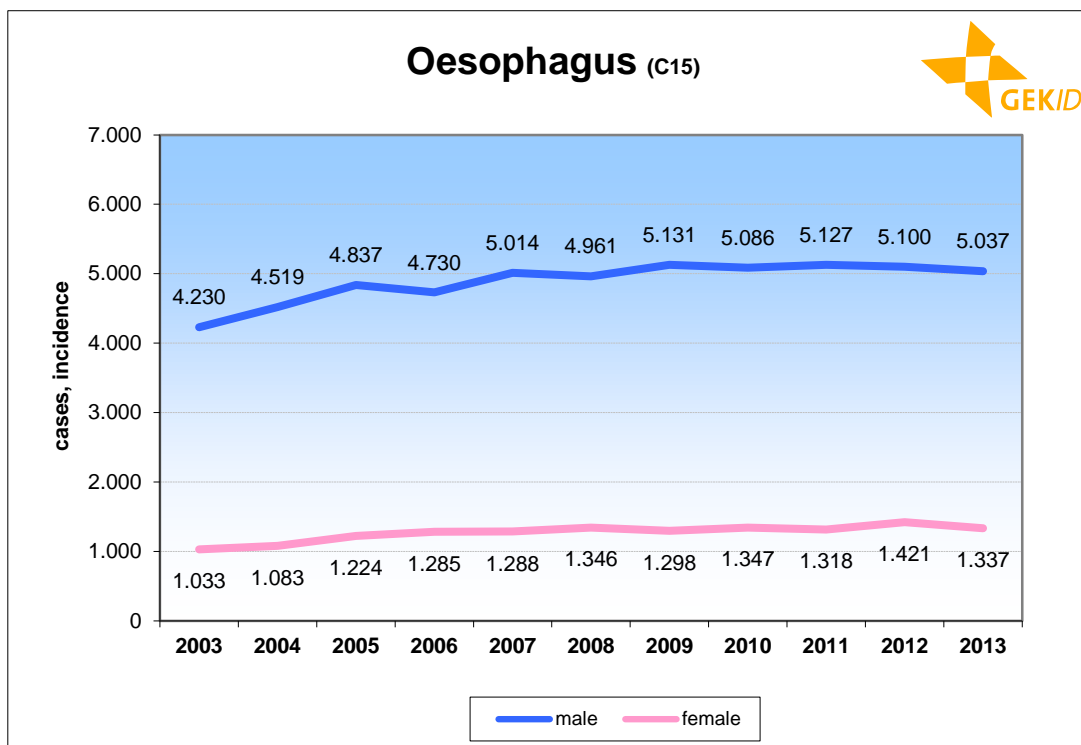
5 Oesophagus (C15)

Age-standardized incidence rate (Projection for Germany)



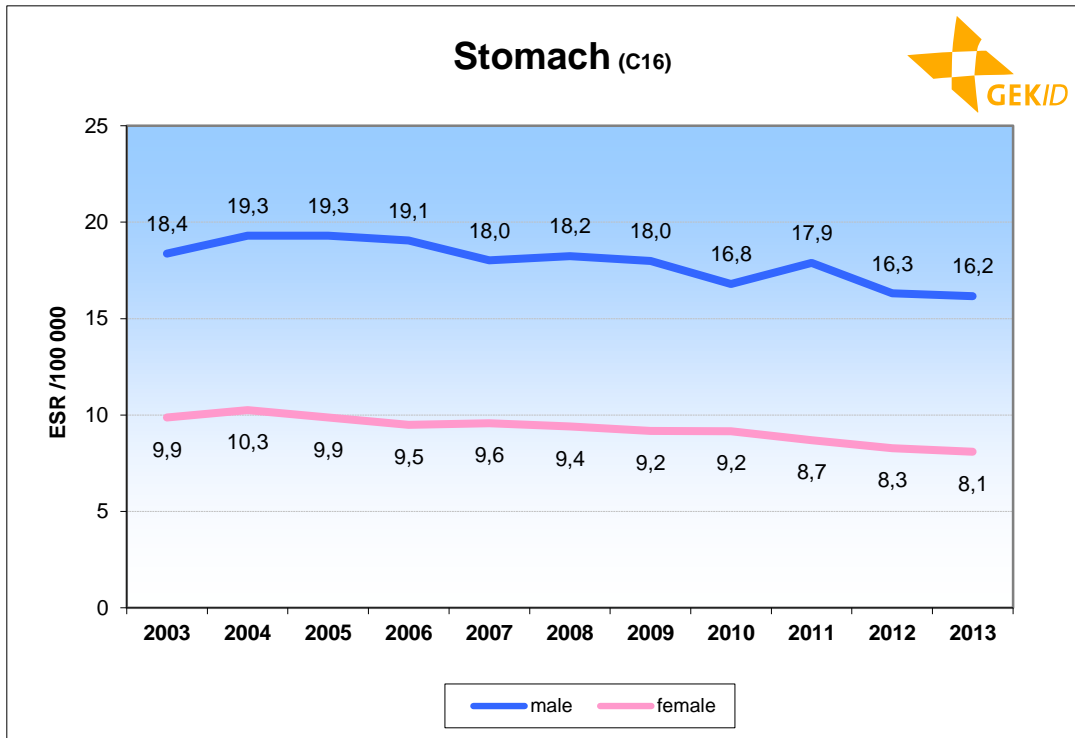
ESR = age-standardized rate with the Europe standard population

Number of new cases (Projection for Germany)



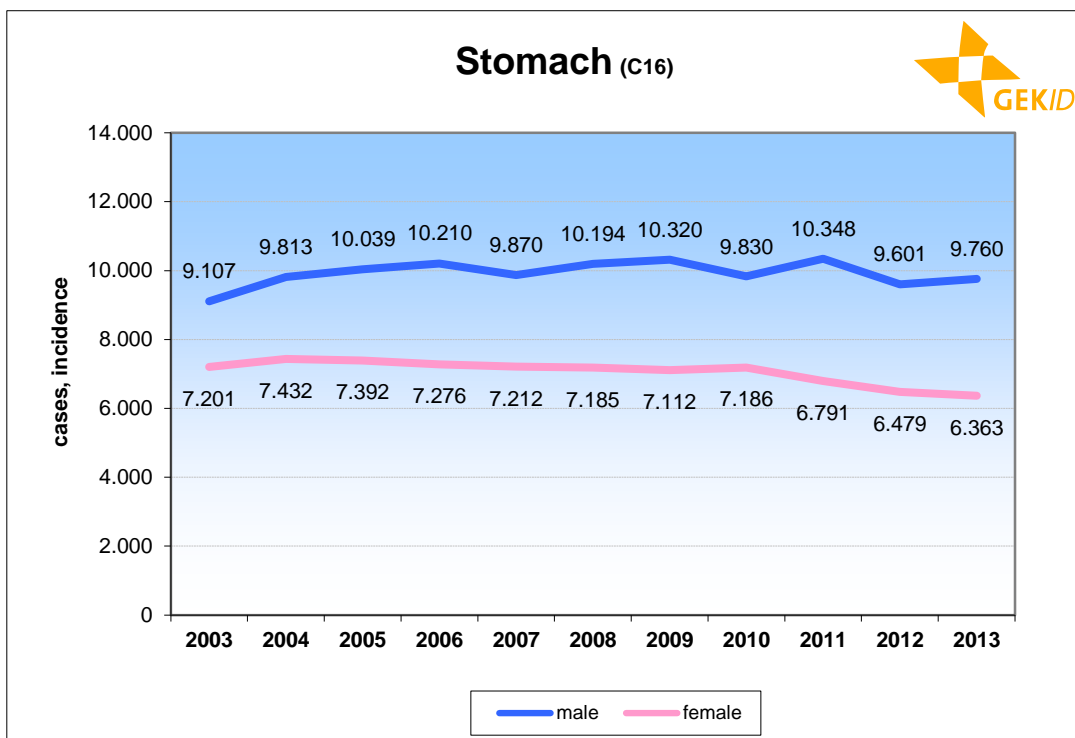
6 Stomach (C16)

Age-standardized incidence rate (Projection for Germany)



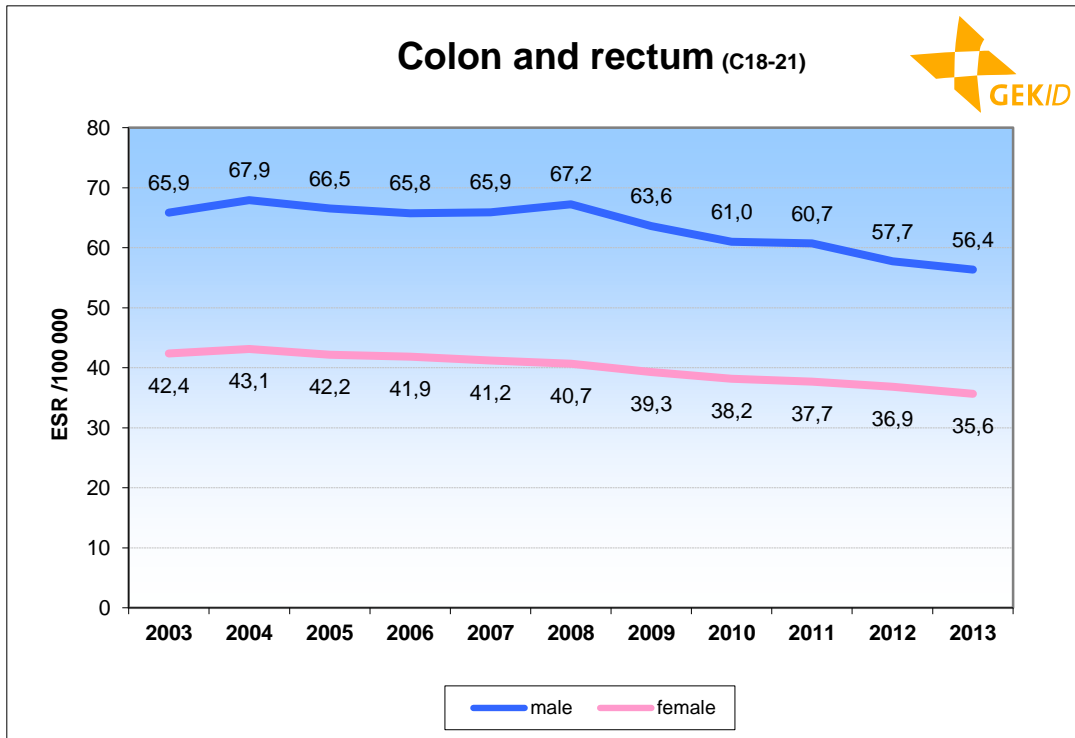
ESR = age-standardized rate with the Europe standard population

Number of new cases (Projection for Germany)



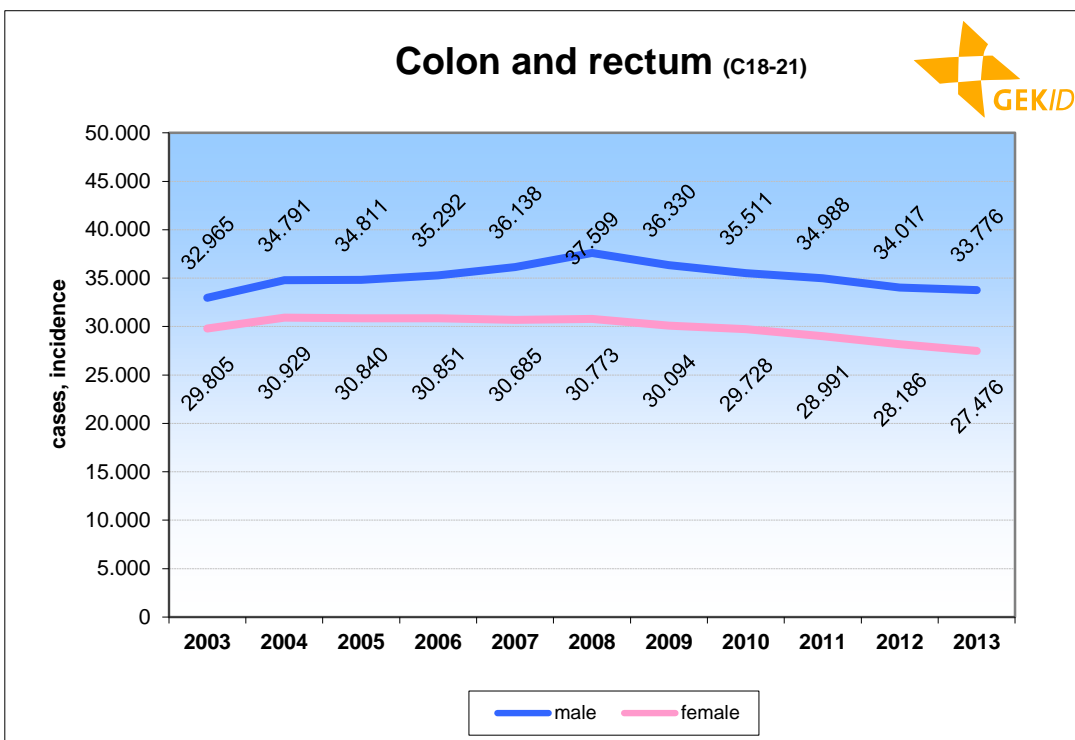
7 Colon and rectum (C18-C21)

Age-standardized incidence rate (Projection for Germany)



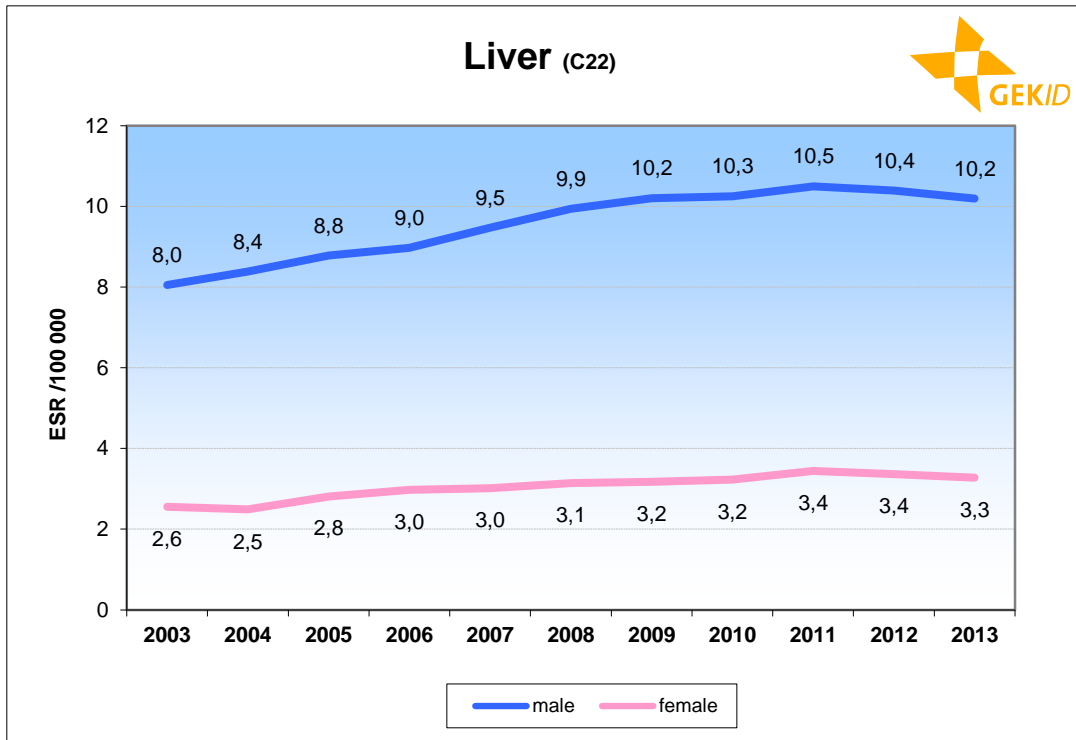
ESR = age-standardized rate with the Europe standard population

Number of new cases (Projection for Germany)



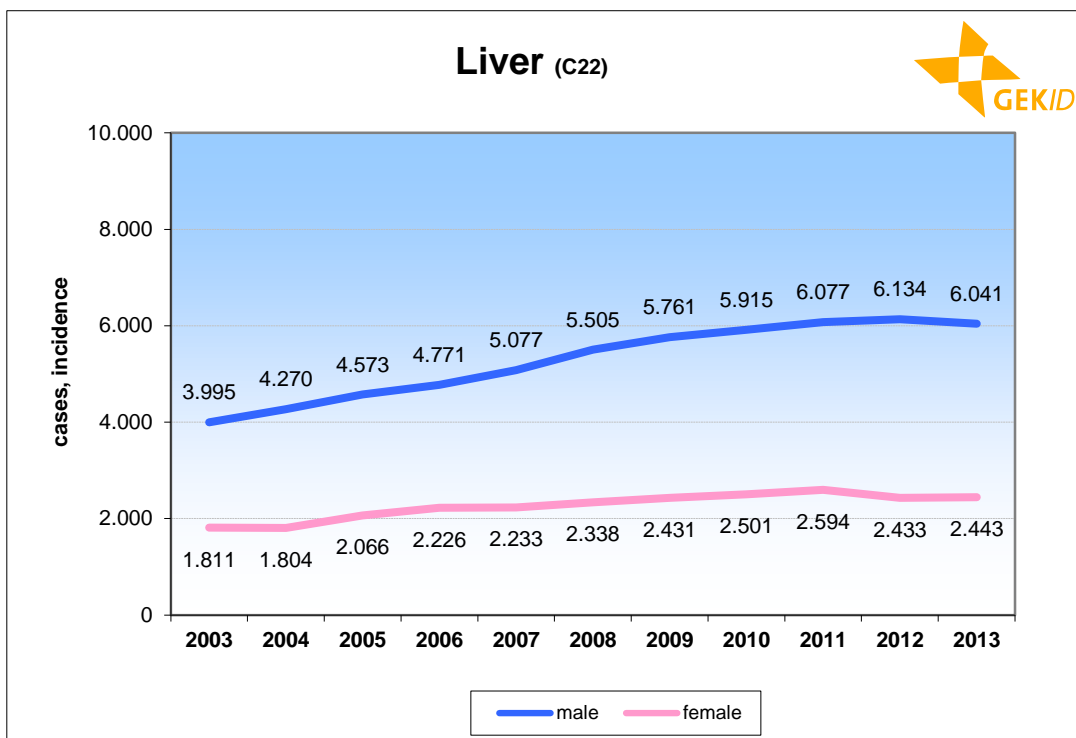
8 Liver (C22)

Age-standardized incidence rate (Projection for Germany)



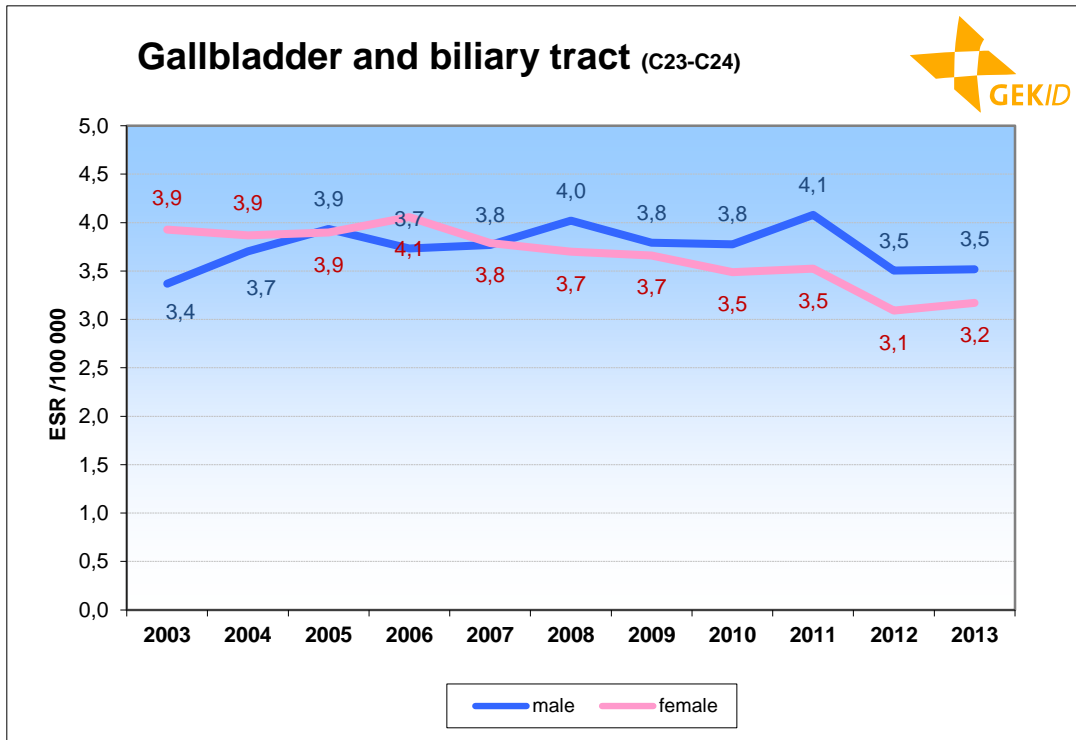
ESR = age-standardized rate with the Europe standard population

Number of new cases (Projection for Germany)



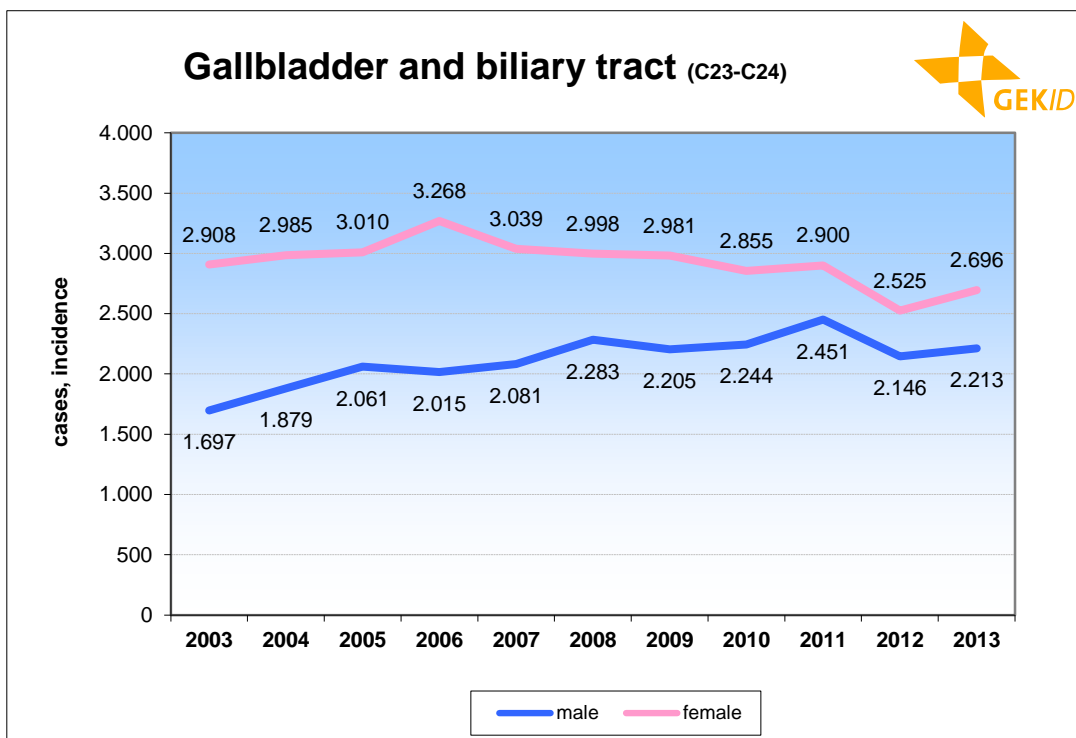
9 Gallbladder and biliary tract (C23-C24)

Age-standardized incidence rate (Projection for Germany)



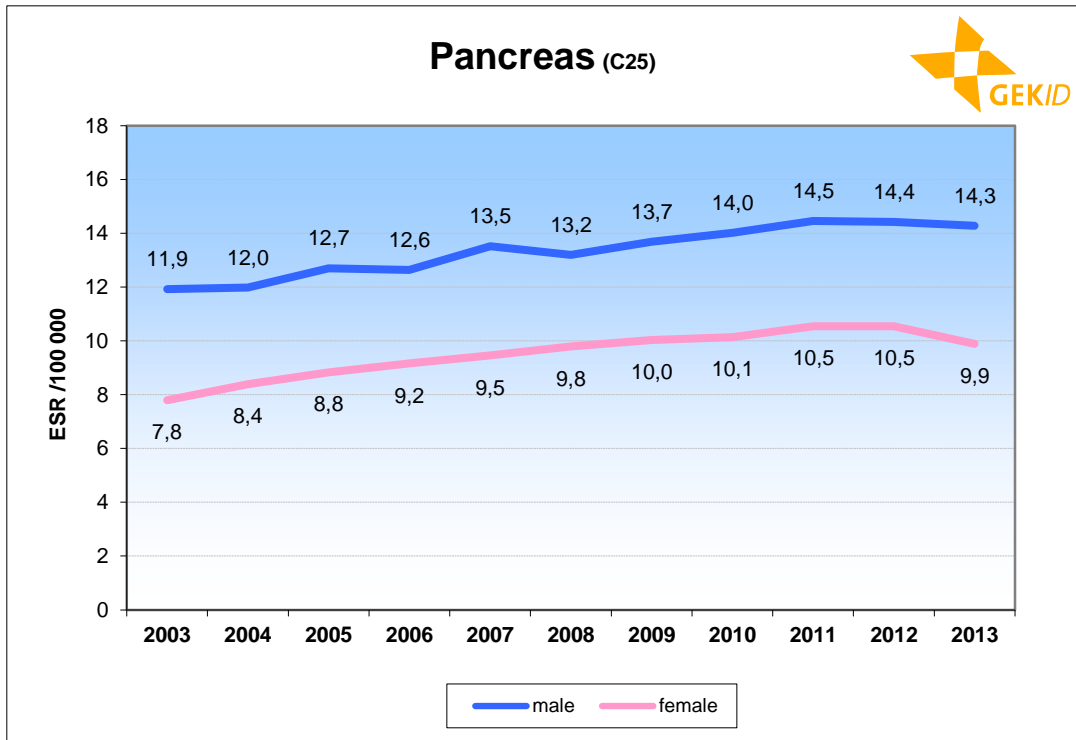
ESR = age-standardized rate with the Europe standard population

Number of new cases (Projection for Germany)



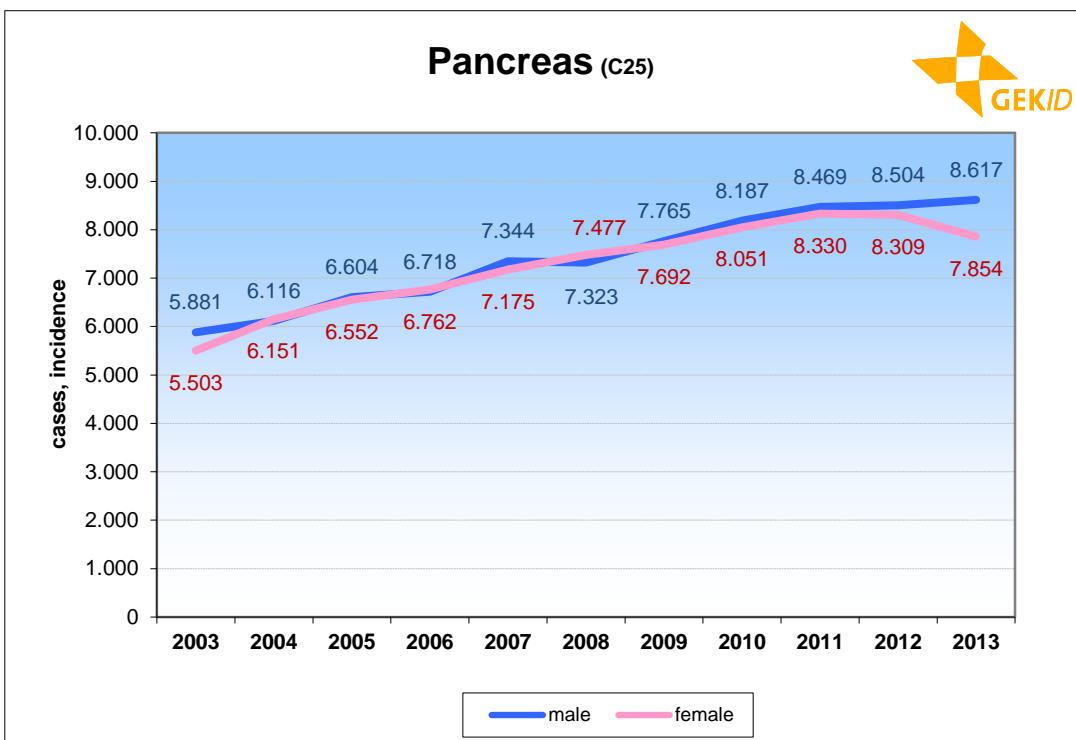
10 Pancreas (C25)

Age-standardized incidence rate (Projection for Germany)



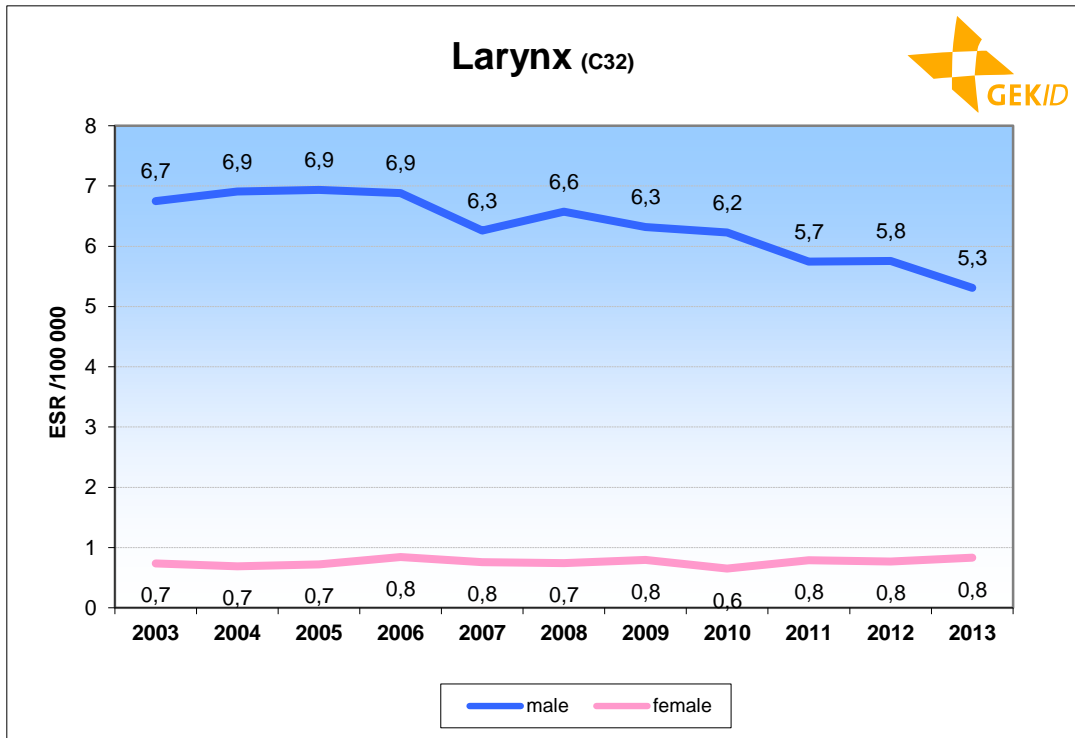
ESR = age-standardized rate with the Europe standard population

Number of new cases (Projection for Germany)



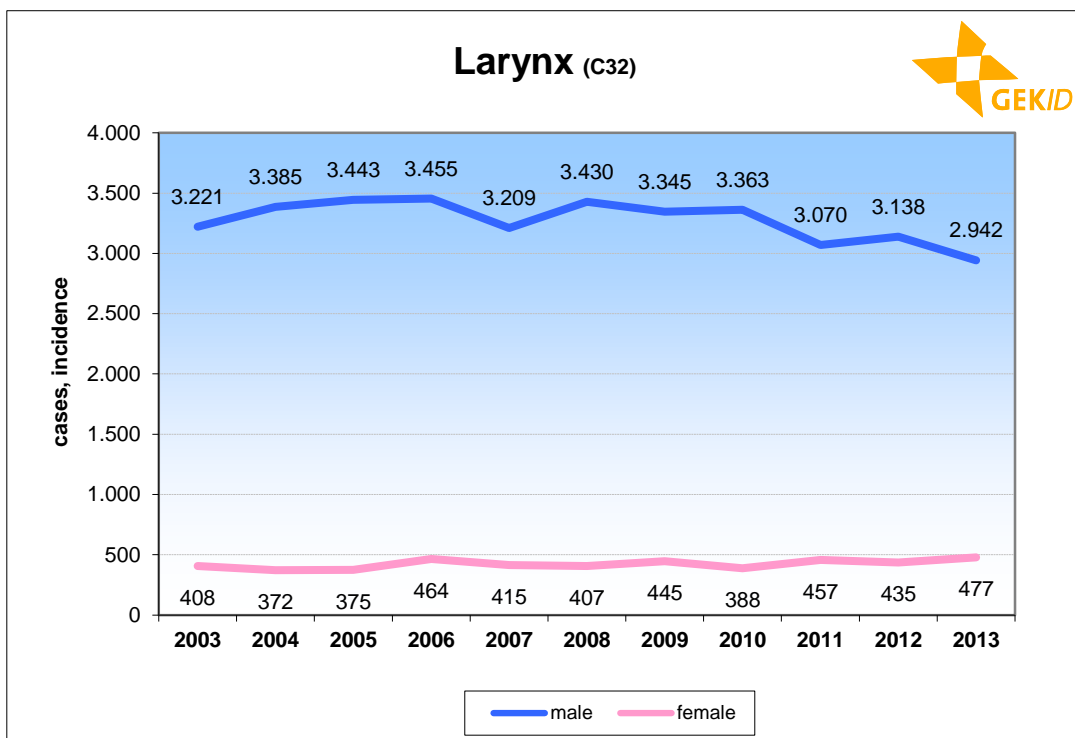
11 Larynx (C32)

Age-standardized incidence rate (Projection for Germany)



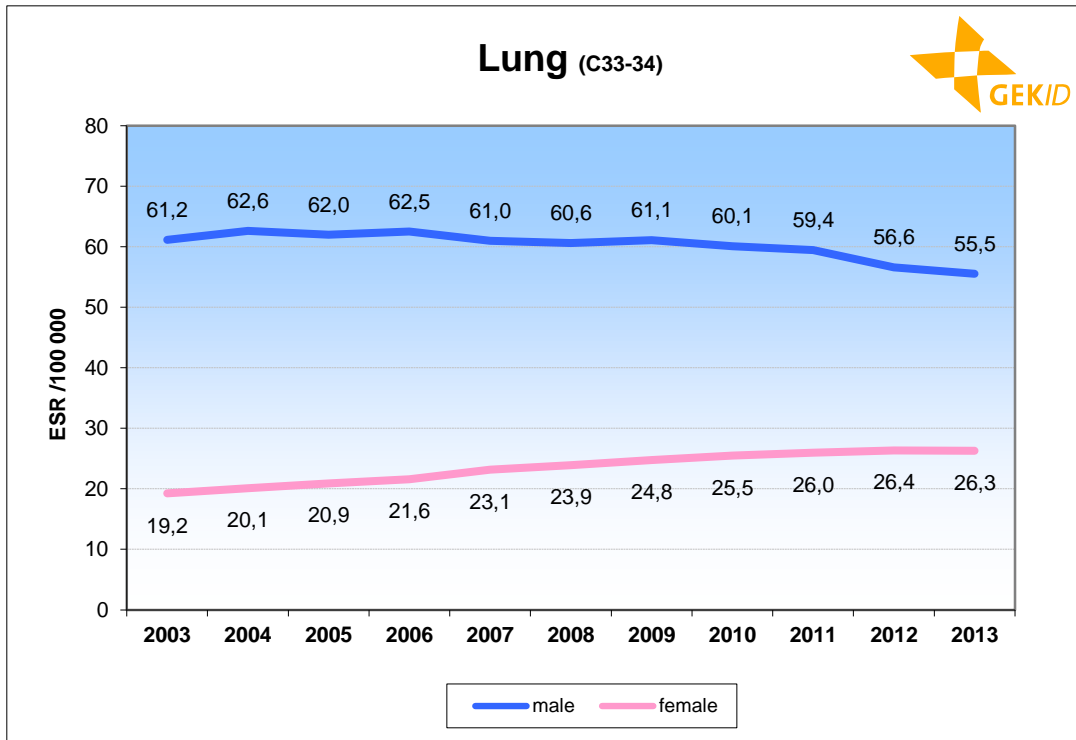
ESR = age-standardized rate with the Europe standard population

Number of new cases (Projection for Germany)



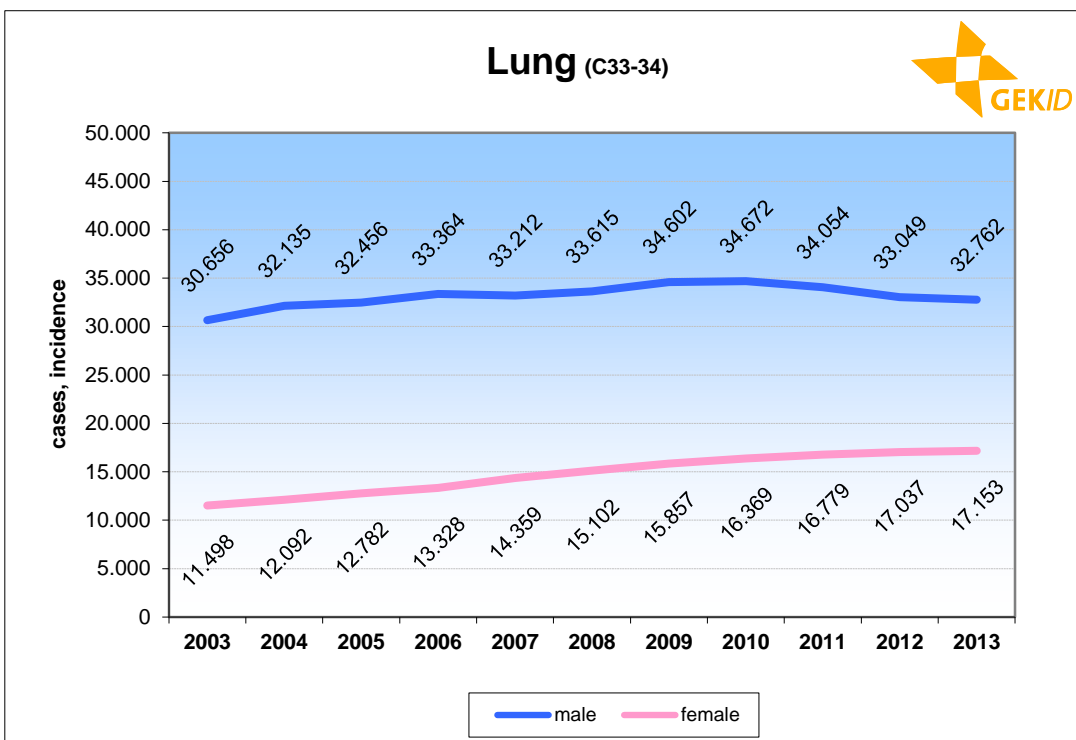
12 Lung (C33-C34)

Age-standardized incidence rate (Projection for Germany)



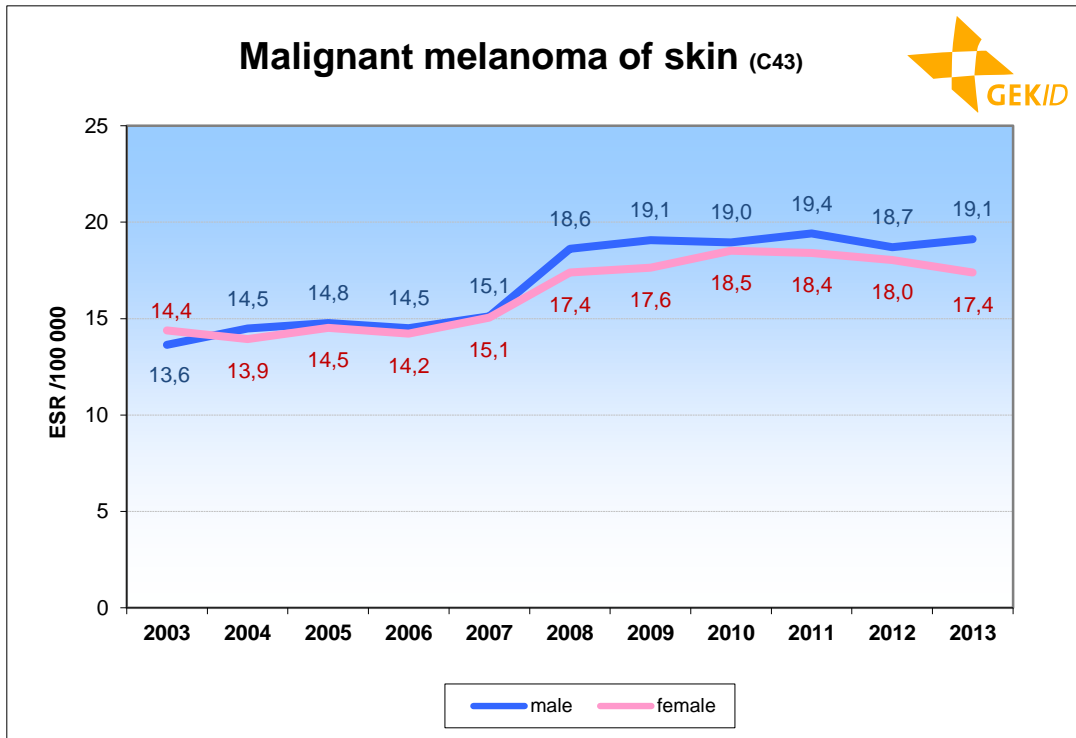
ESR = age-standardized rate with the Europe standard population

Number of new cases (Projection for Germany)



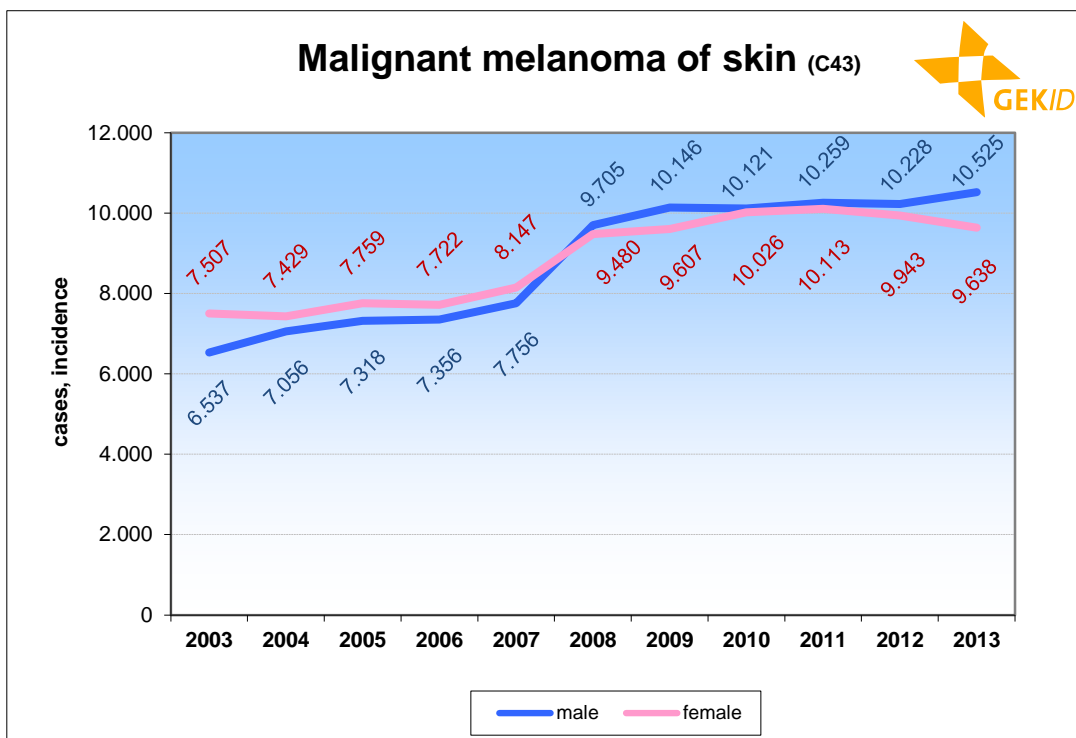
13 Malignant melanoma of the skin (C43)

Age-standardized incidence rate (Projection for Germany)



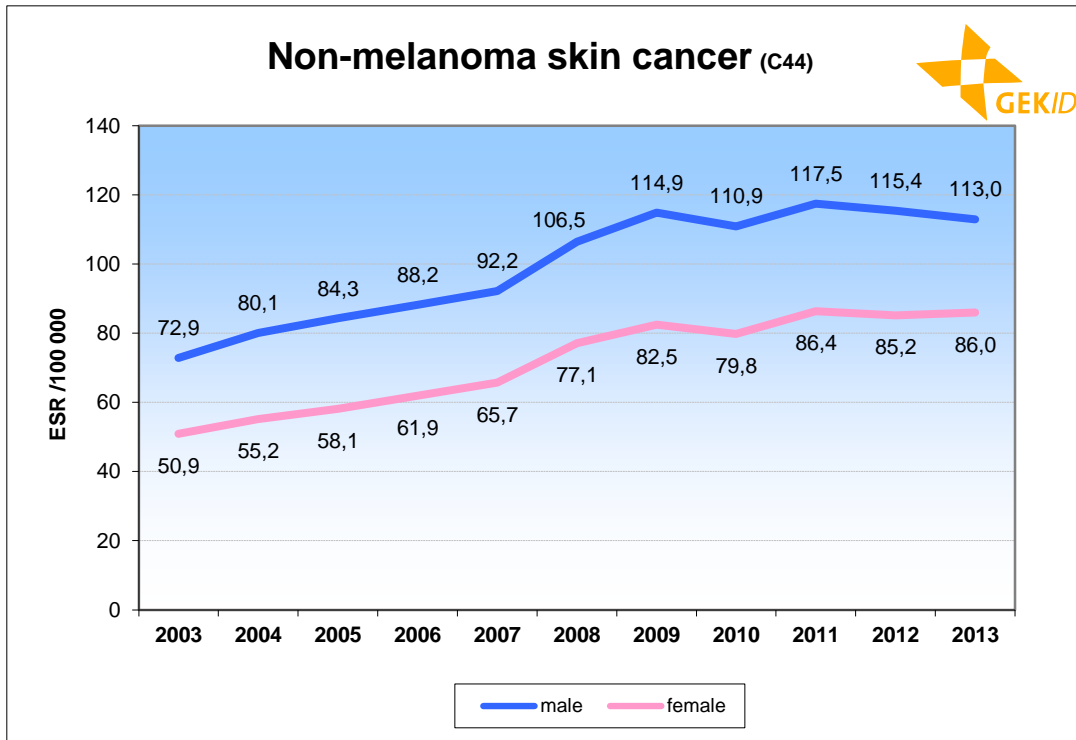
ESR = age-standardized rate with the Europe standard population

Number of new cases (Projection for Germany)



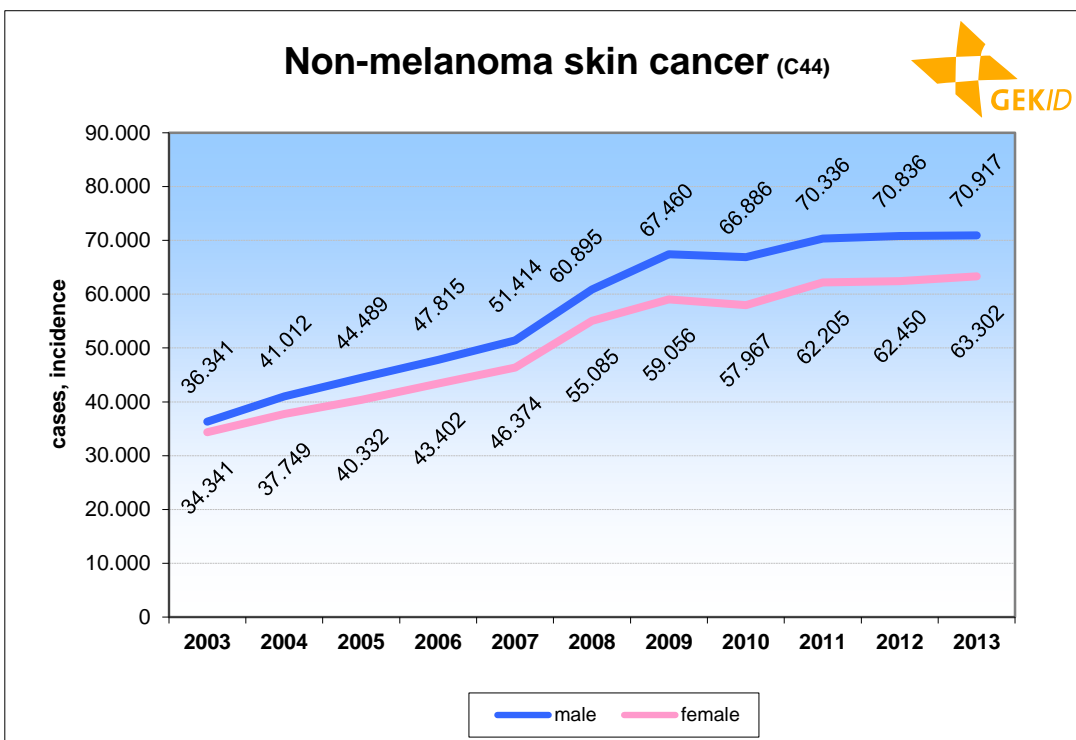
14 Non-melanoma skin cancer (C44)

Age-standardized incidence rate (Projection for Germany)



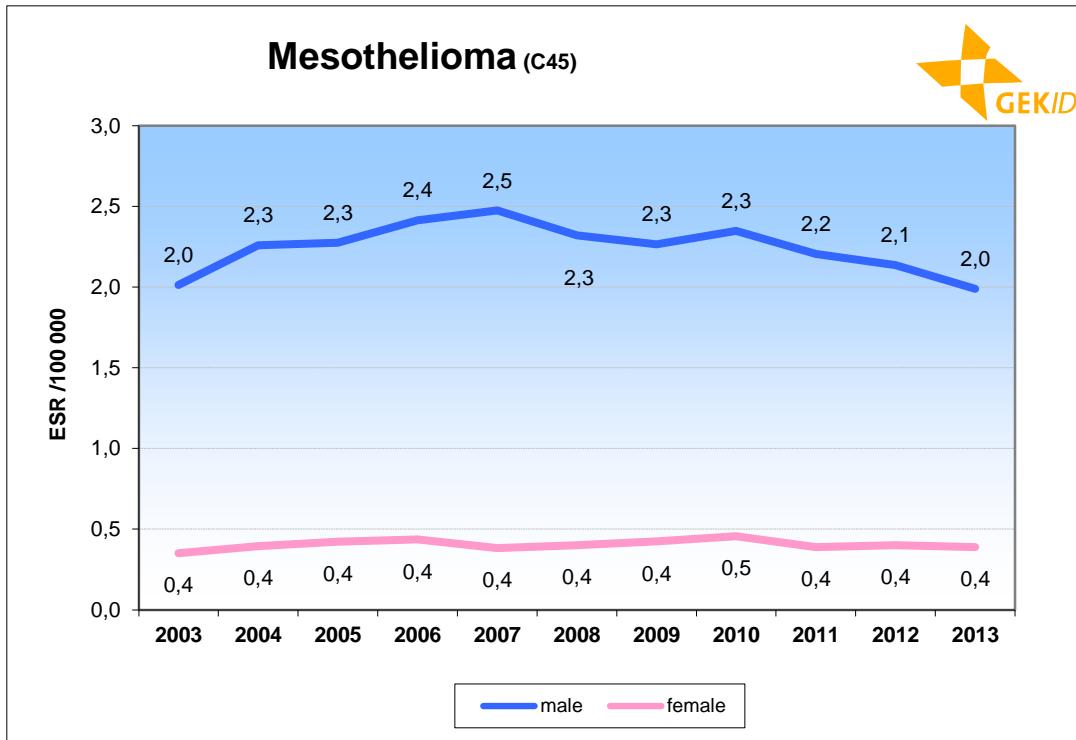
ESR = age-standardized rate with the Europe standard population

Number of new cases (Projection for Germany)



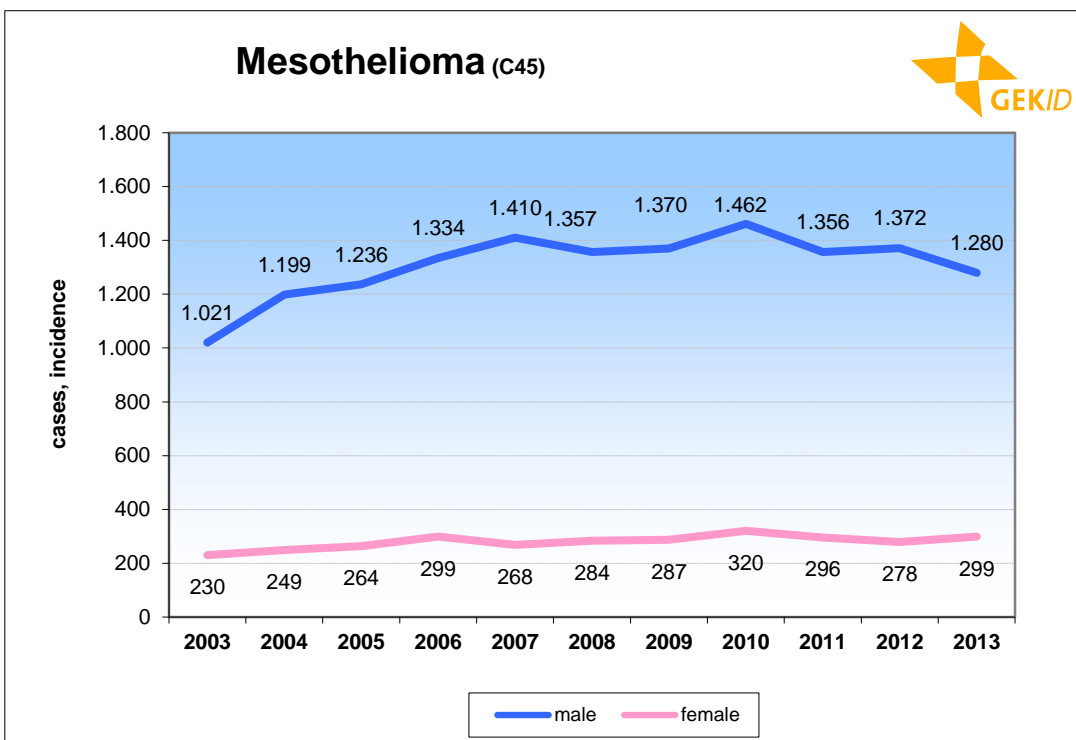
15 Mesothelioma (C45)

Age-standardized incidence rate (Projection for Germany)



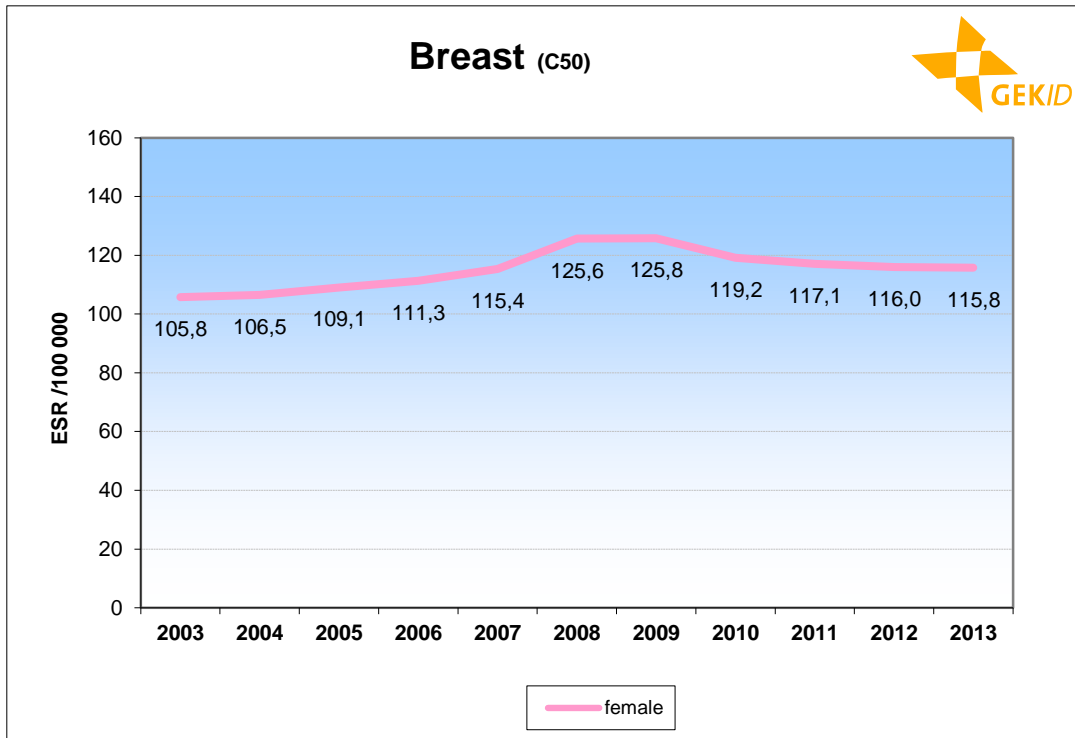
ESR = age-standardized rate with the Europe standard population

Number of new cases (Projection for Germany)



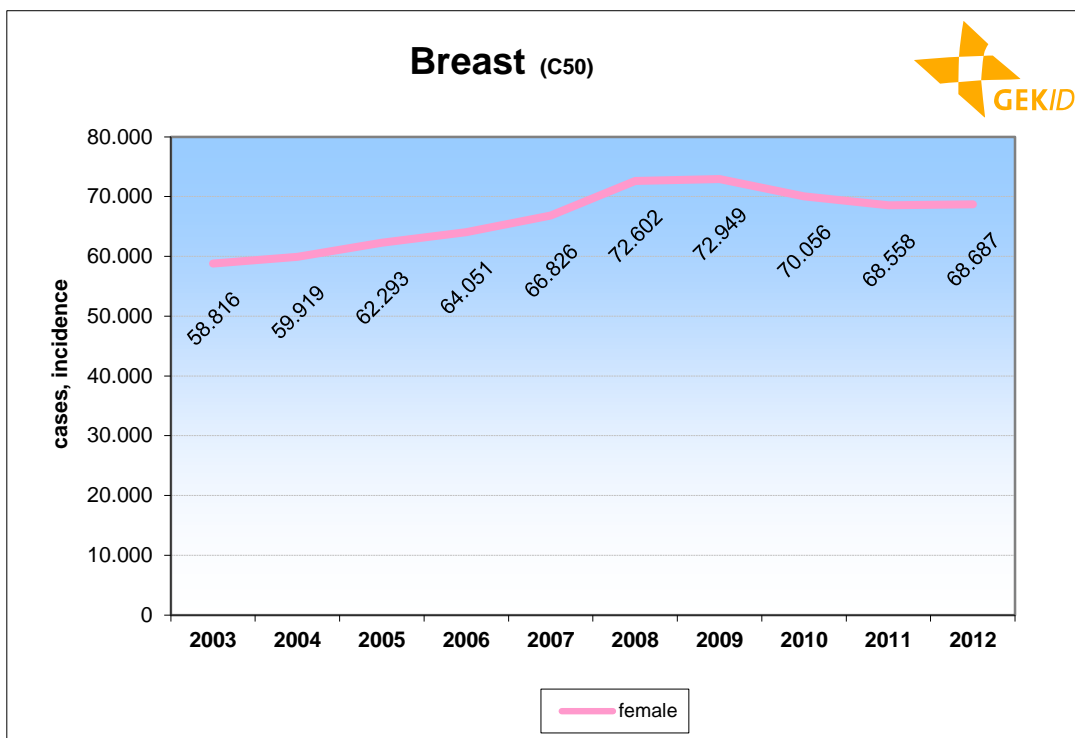
16 Breast (C50)

Age-standardized incidence rate (Projection for Germany)



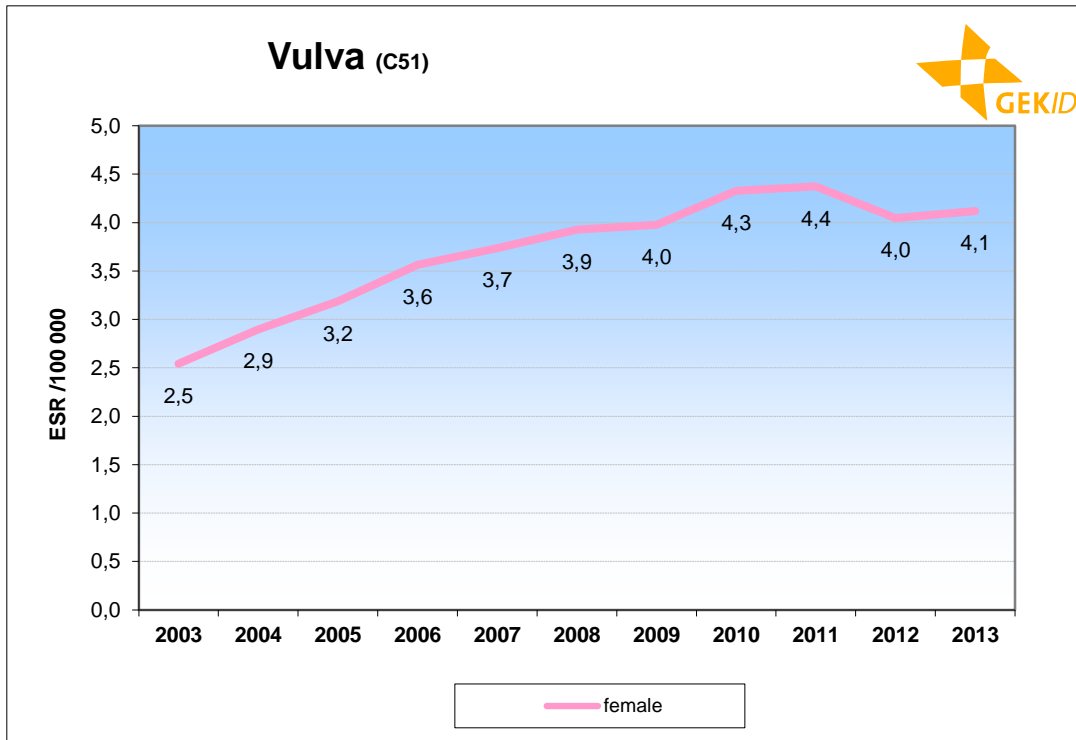
ESR = age-standardized rate with the Europe standard population

Number of new cases (Projection for Germany)



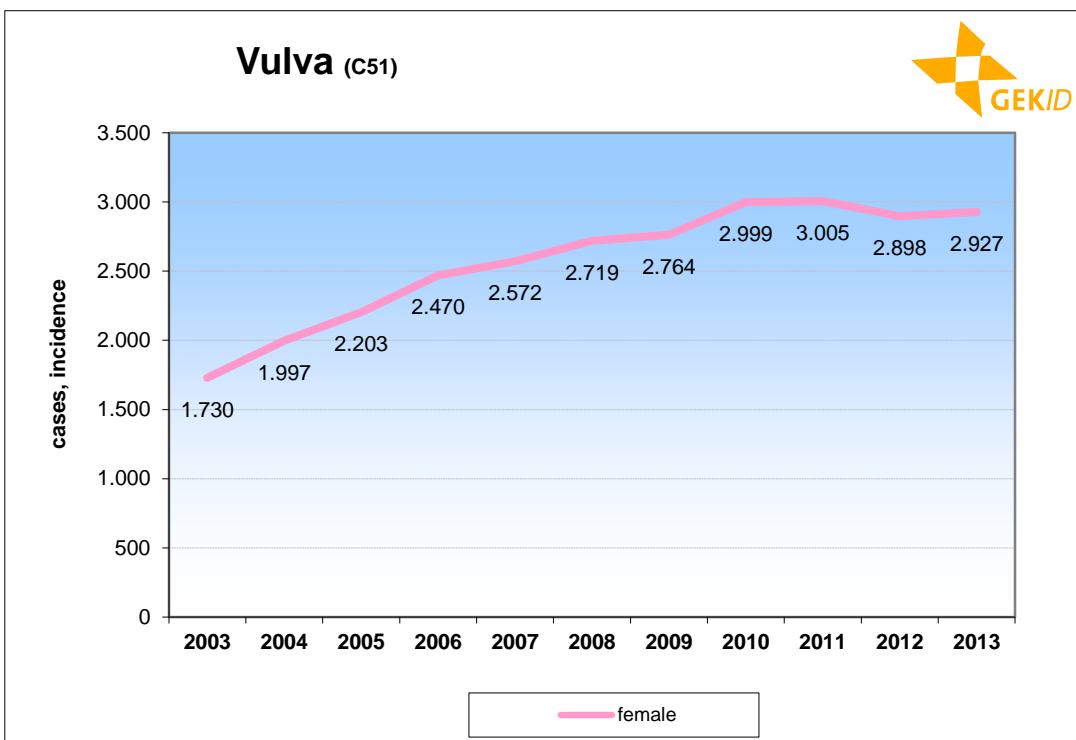
17 Vulva (C51)

Age-standardized incidence rate (Projection for Germany)



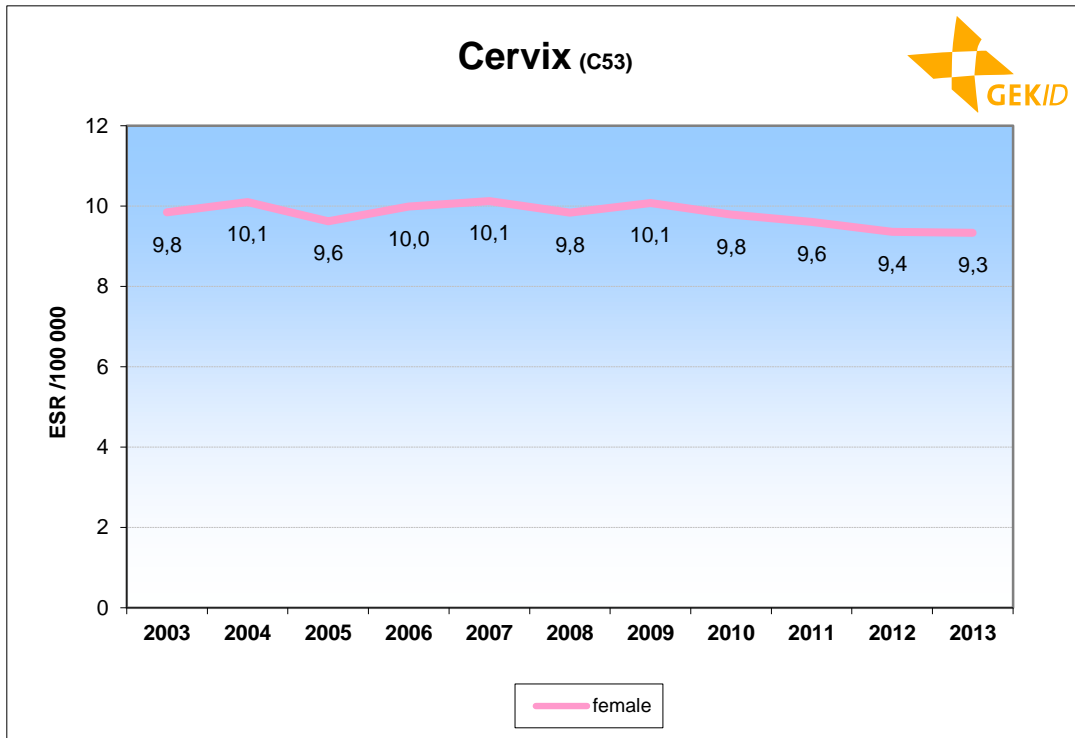
ESR = age-standardized rate with the Europe standard population

Number of new cases (Projection for Germany)



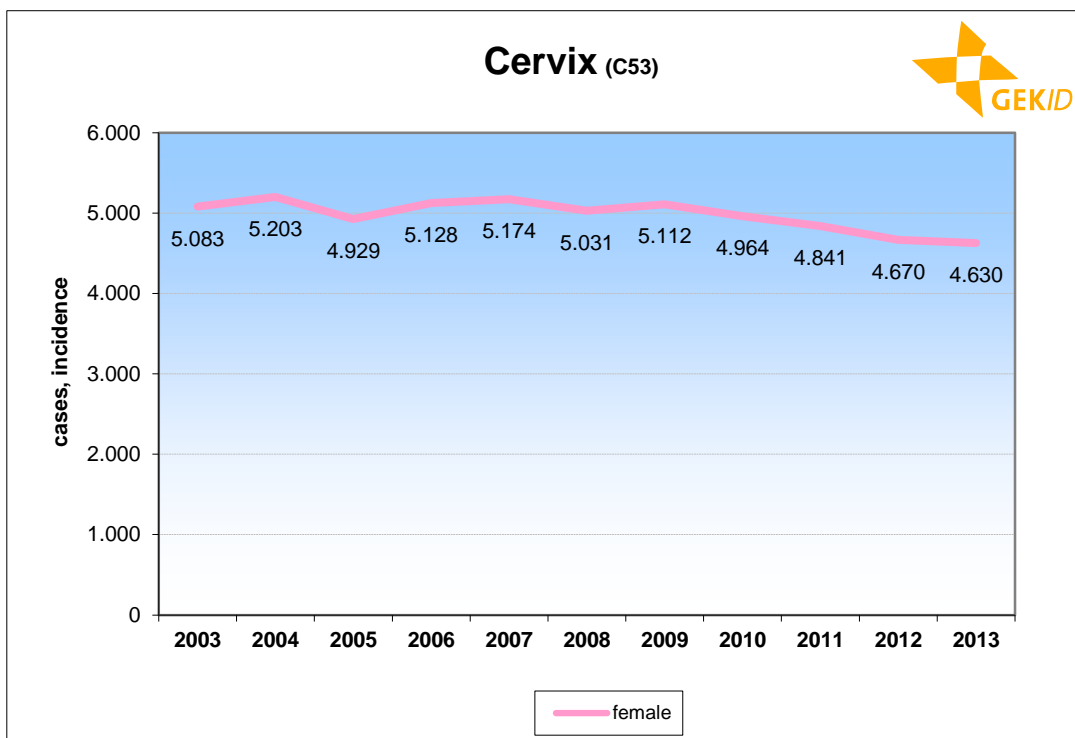
18 Cervix (C53)

Age-standardized incidence rate (Projection for Germany)



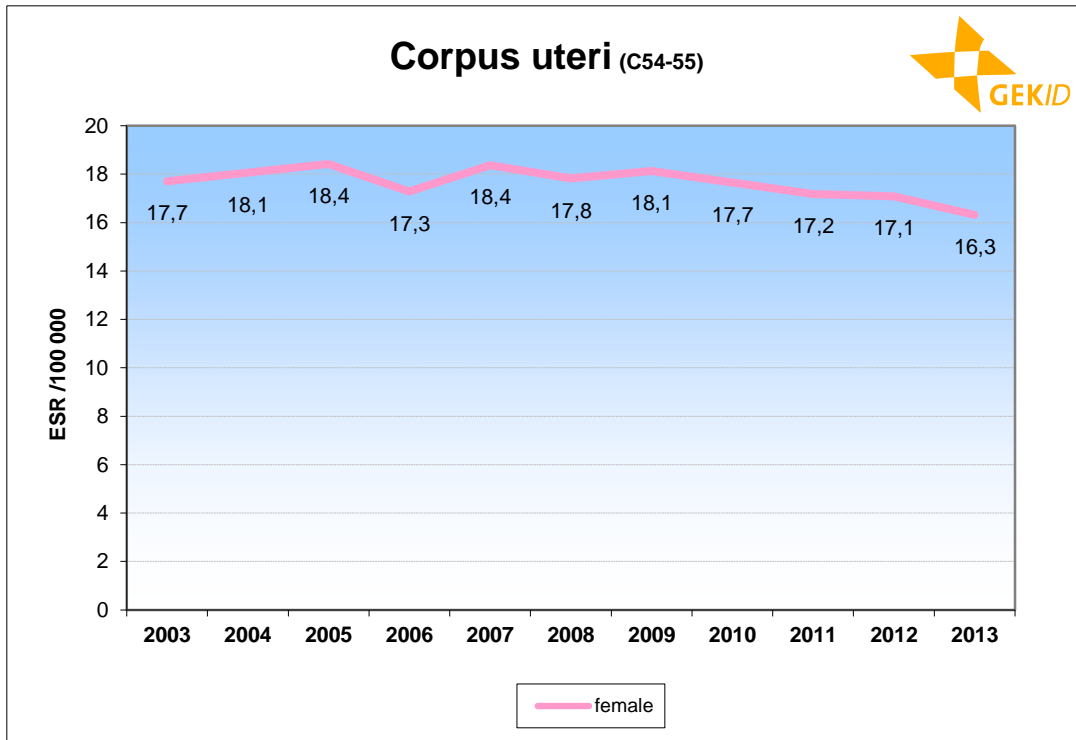
ESR = age-standardized rate with the Europe standard population

Number of new cases (Projection for Germany)



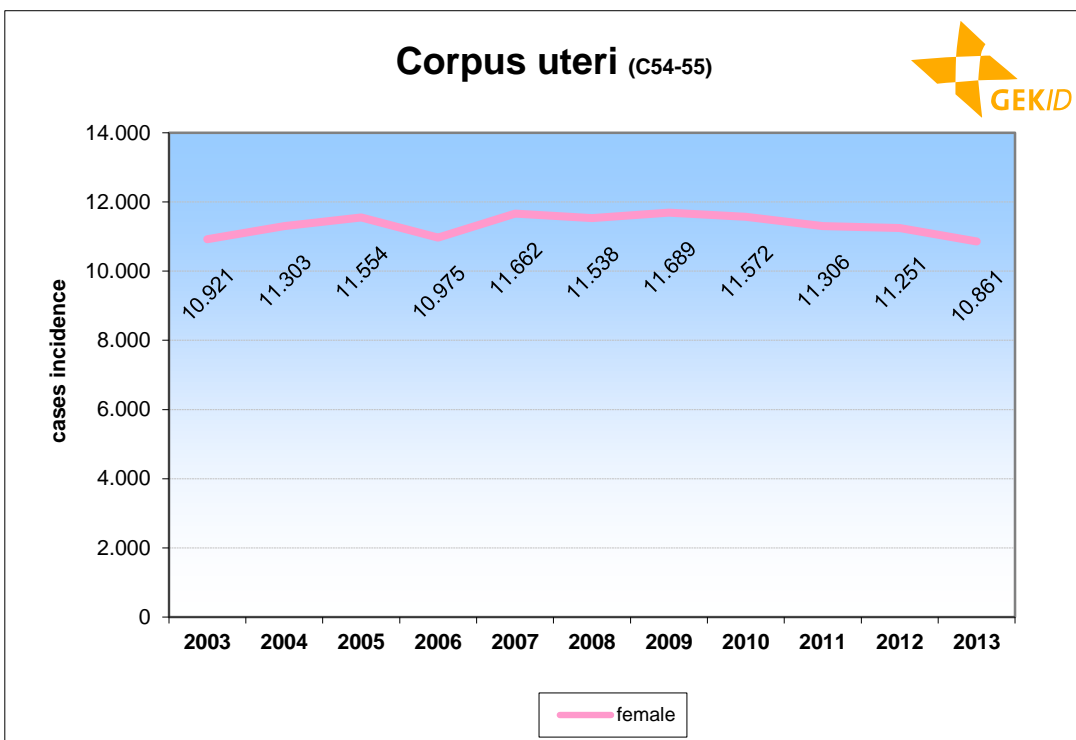
19 Uterus (Corpus uteri) (C54-C55)

Age-standardized incidence rate (Projection for Germany)



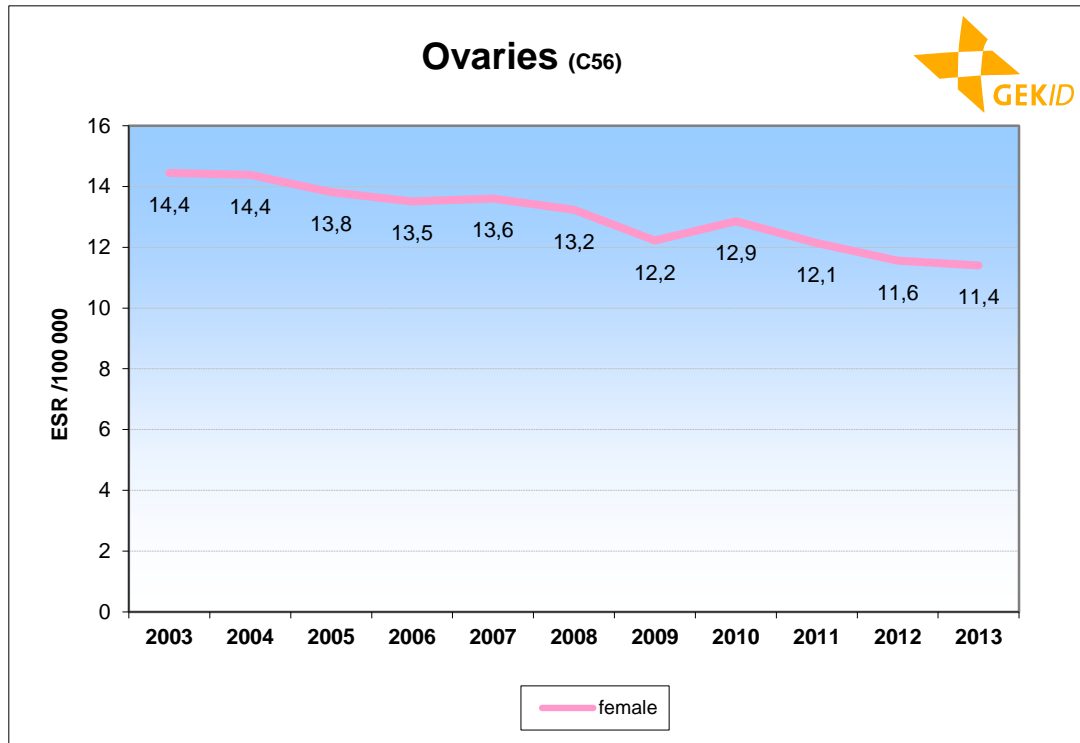
ESR = age-standardized rate with the Europe standard population

Number of new cases (Projection for Germany)



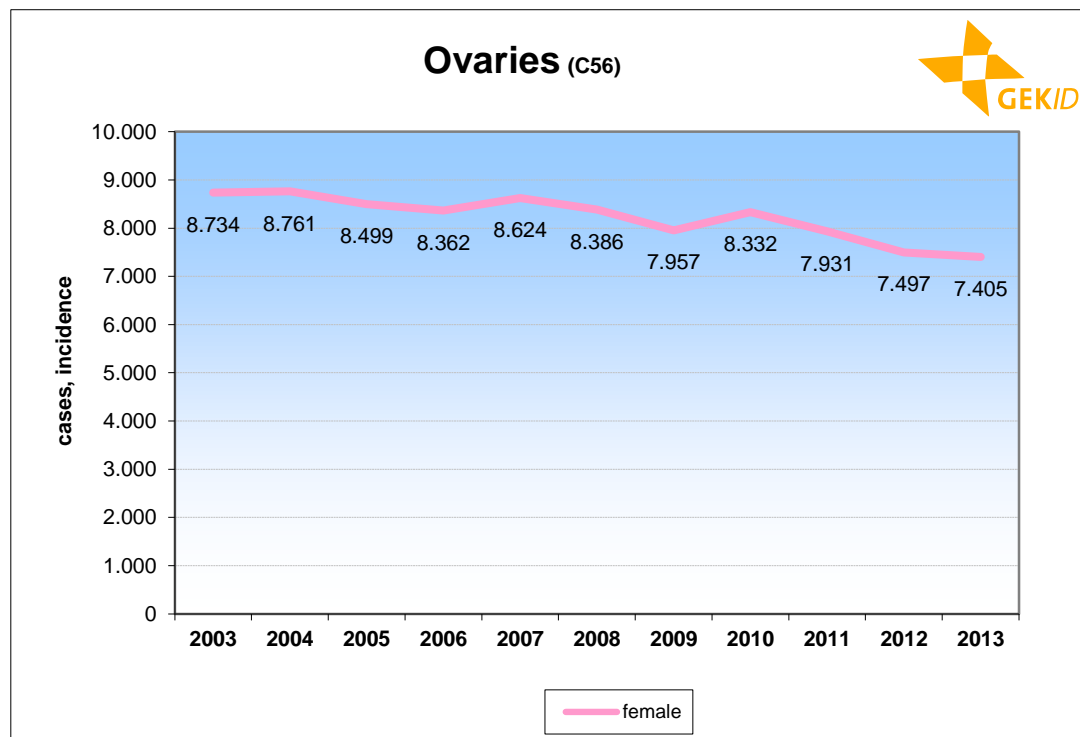
20 Ovaries (C56)

Age-standardized incidence rate (Projection for Germany)



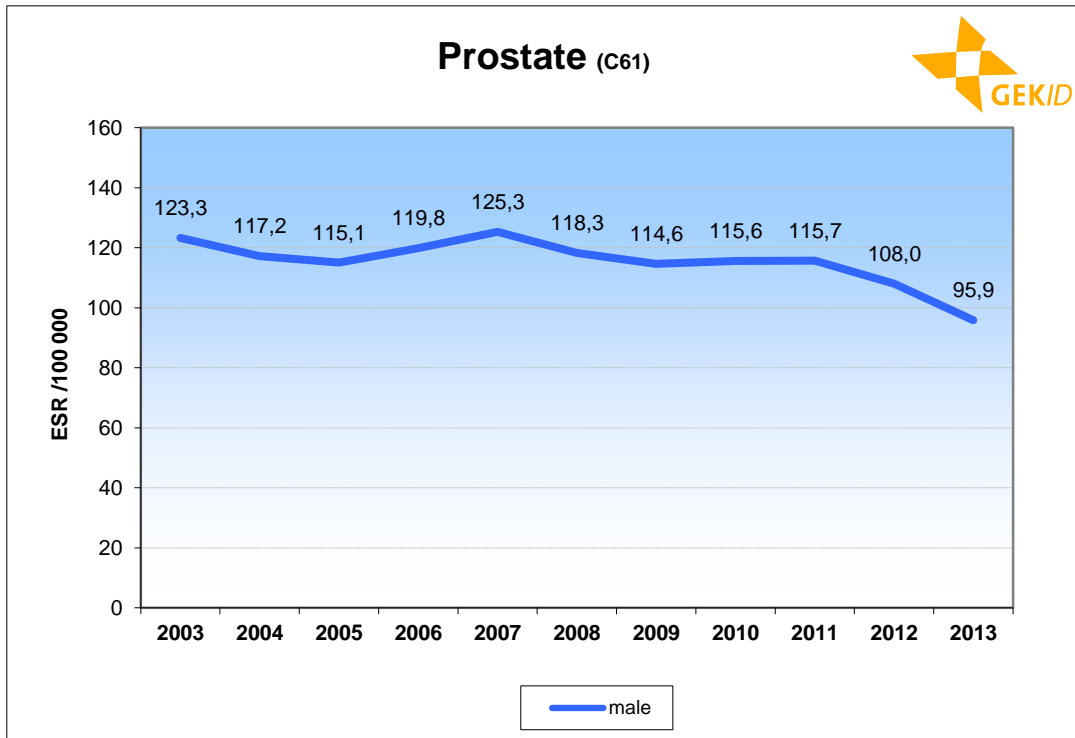
ESR = age-standardized rate with the Europe standard population

Number of new cases (Projection for Germany)



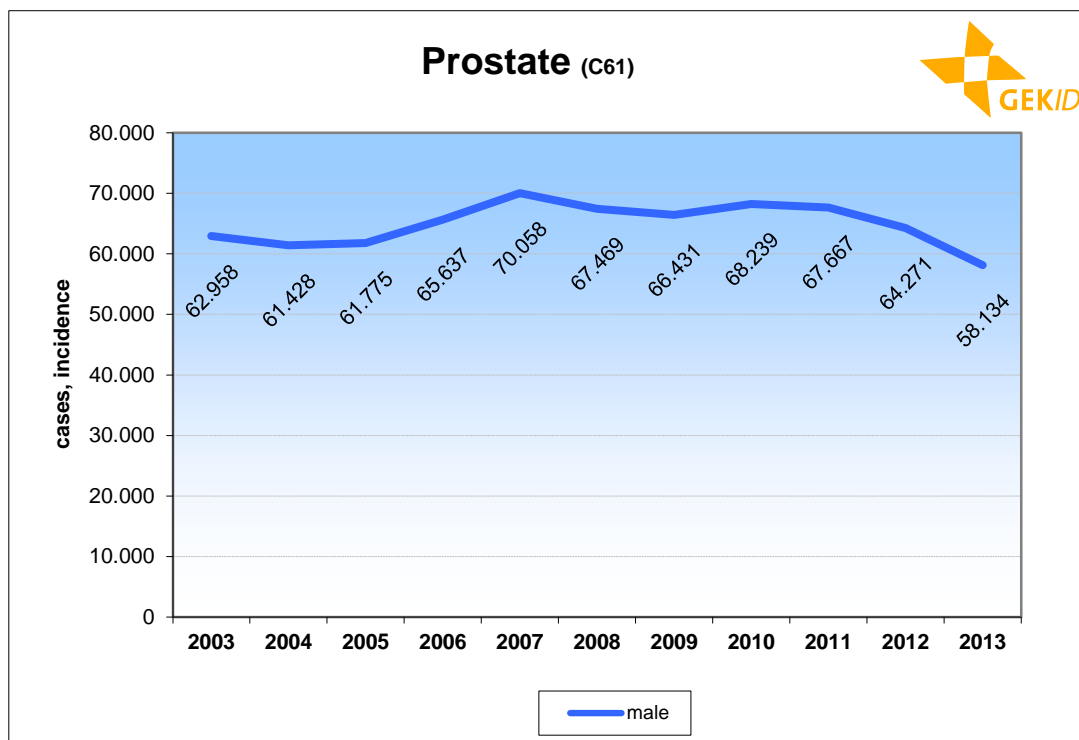
21 Prostate (C61)

Age-standardized incidence rate (Projection for Germany)



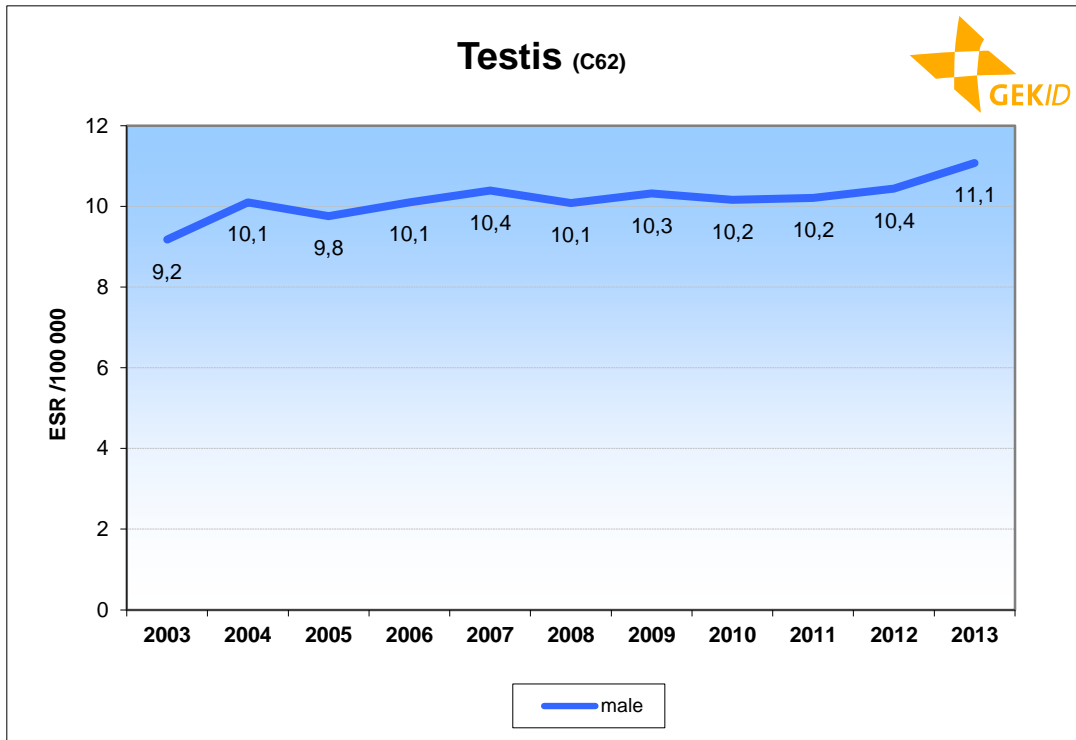
ESR = age-standardized rate with the Europe standard population

Number of new cases (Projection for Germany)



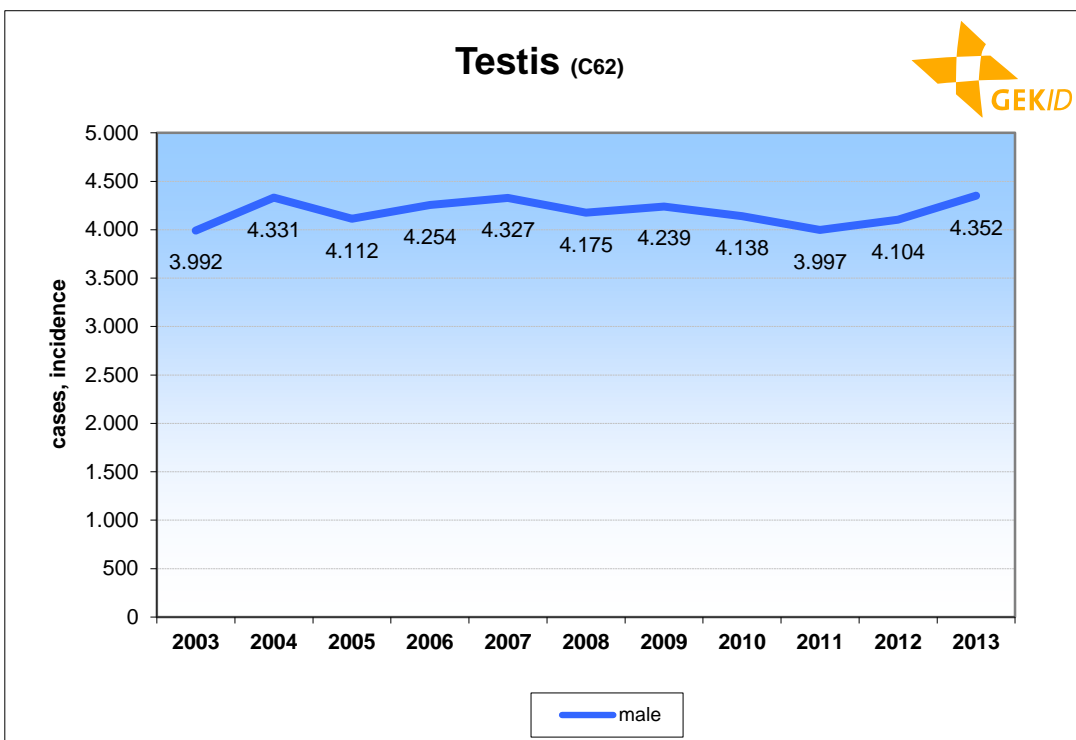
22 Testis (C62)

Age-standardized incidence rate (Projection for Germany)



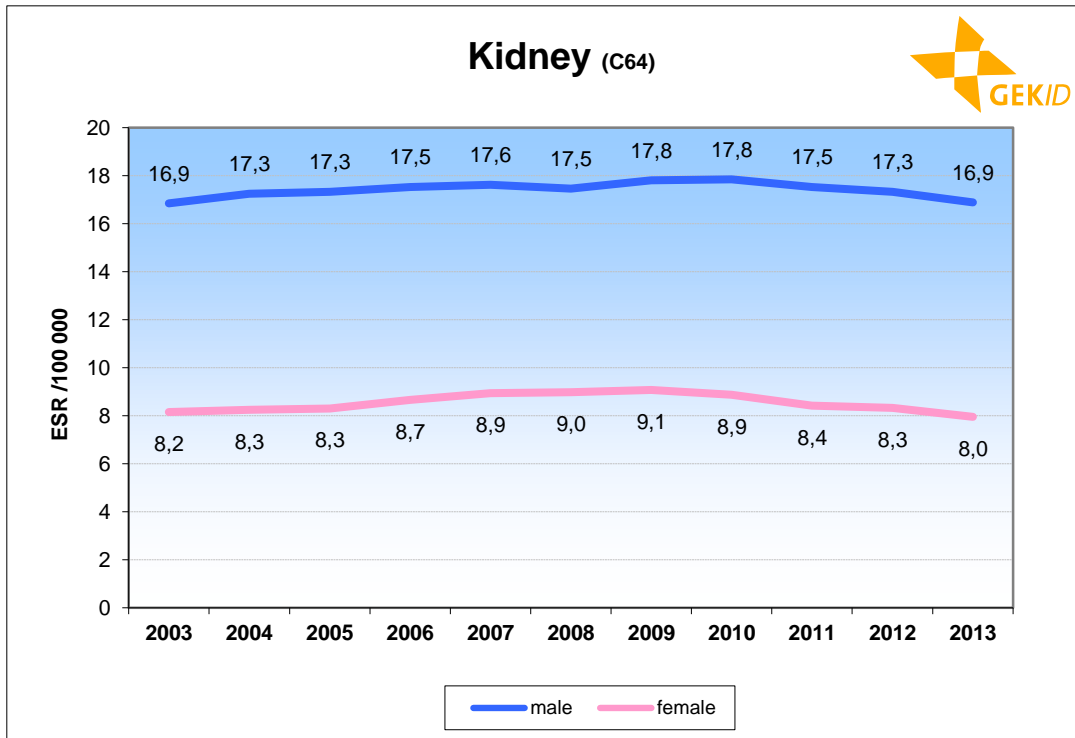
ESR = age-standardized rate with the Europe standard population

Number of new cases (Projection for Germany)



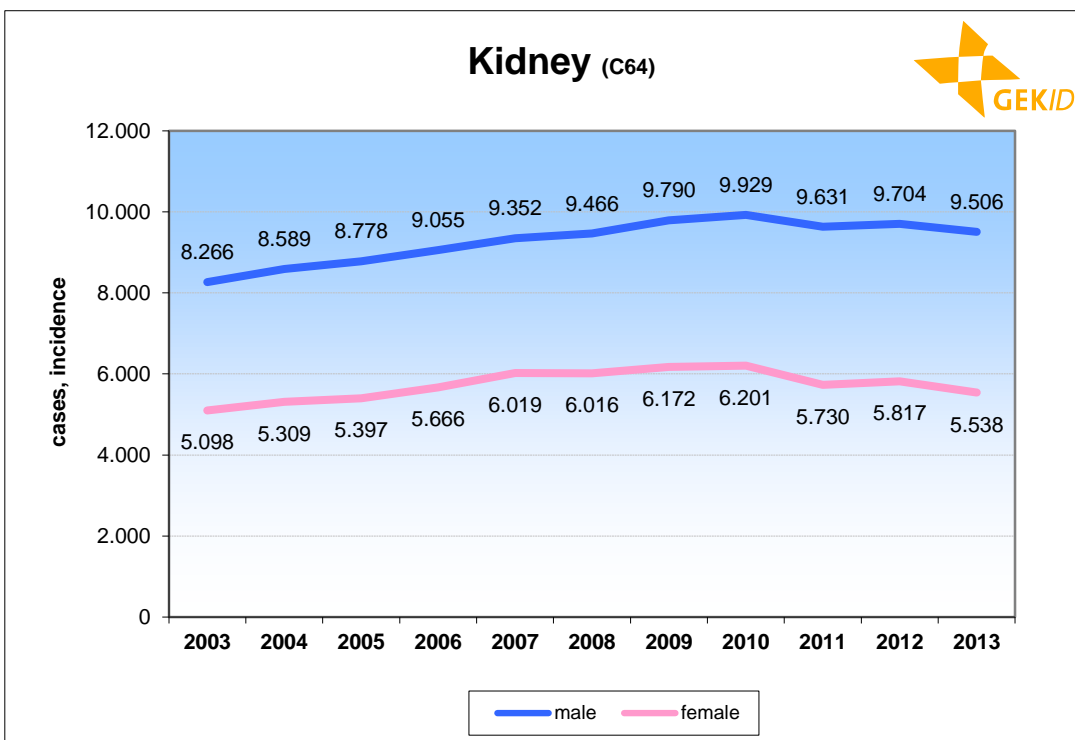
23 Kidney (C64)

Age-standardized incidence rate (Projection for Germany)



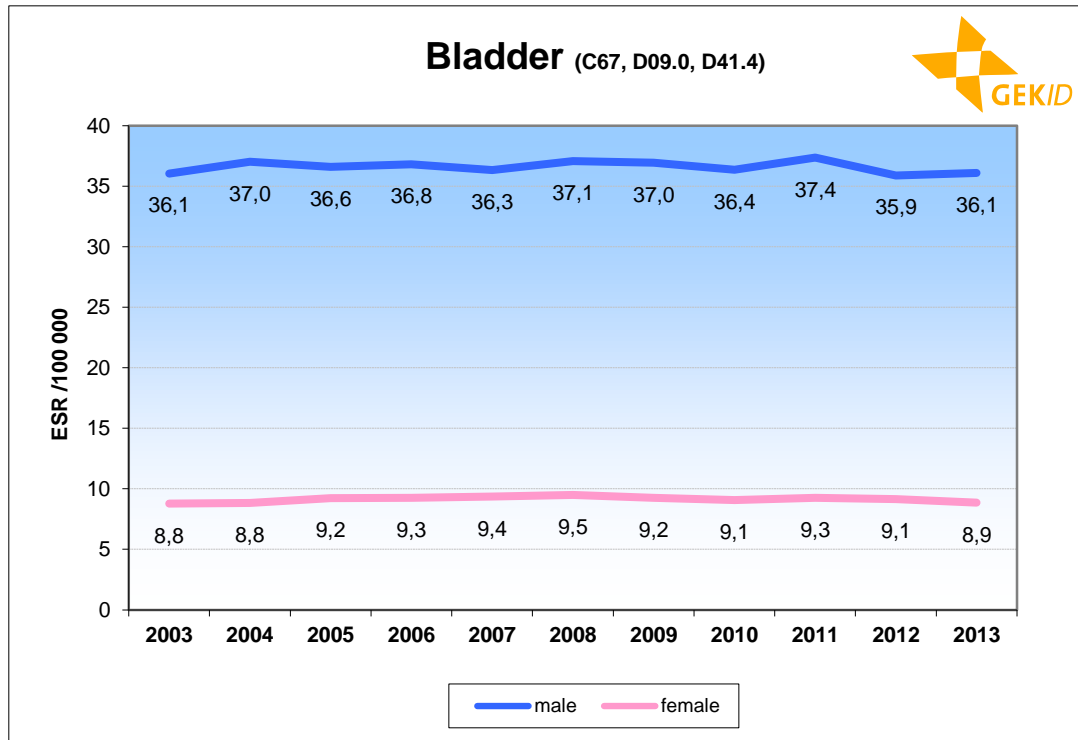
ESR = age-standardized rate with the Europe standard population

Number of new cases (Projection for Germany)



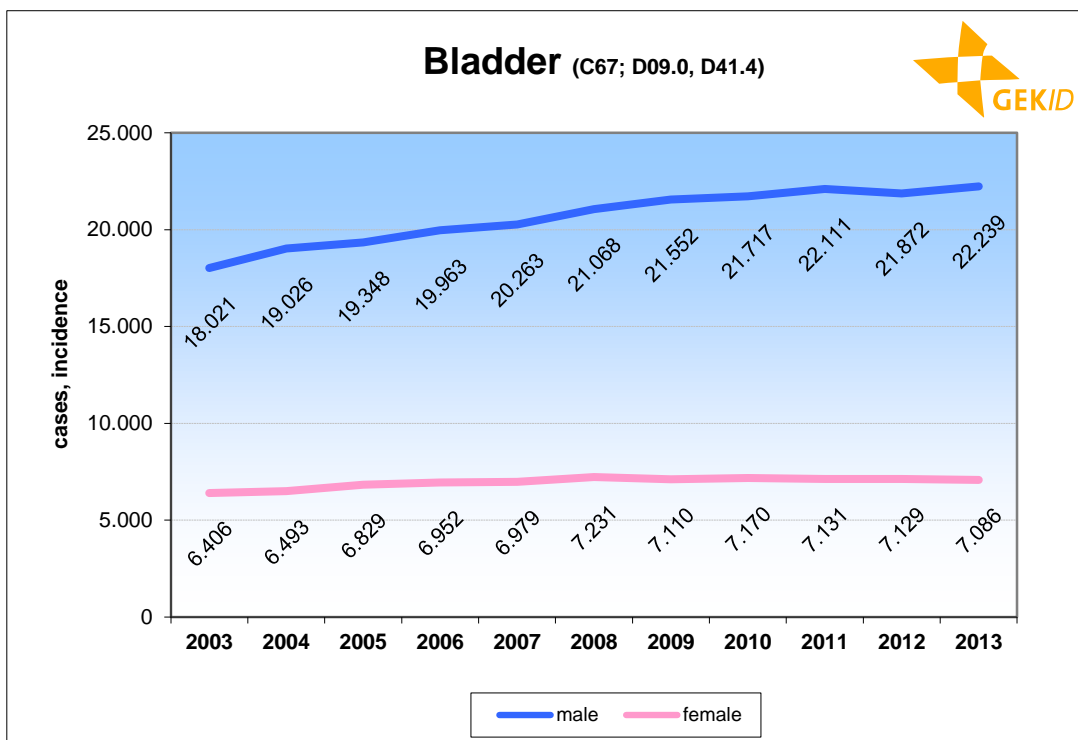
24 Bladder (C67, D09.0, D41.4)

Age-standardized incidence rate (Projection for Germany)



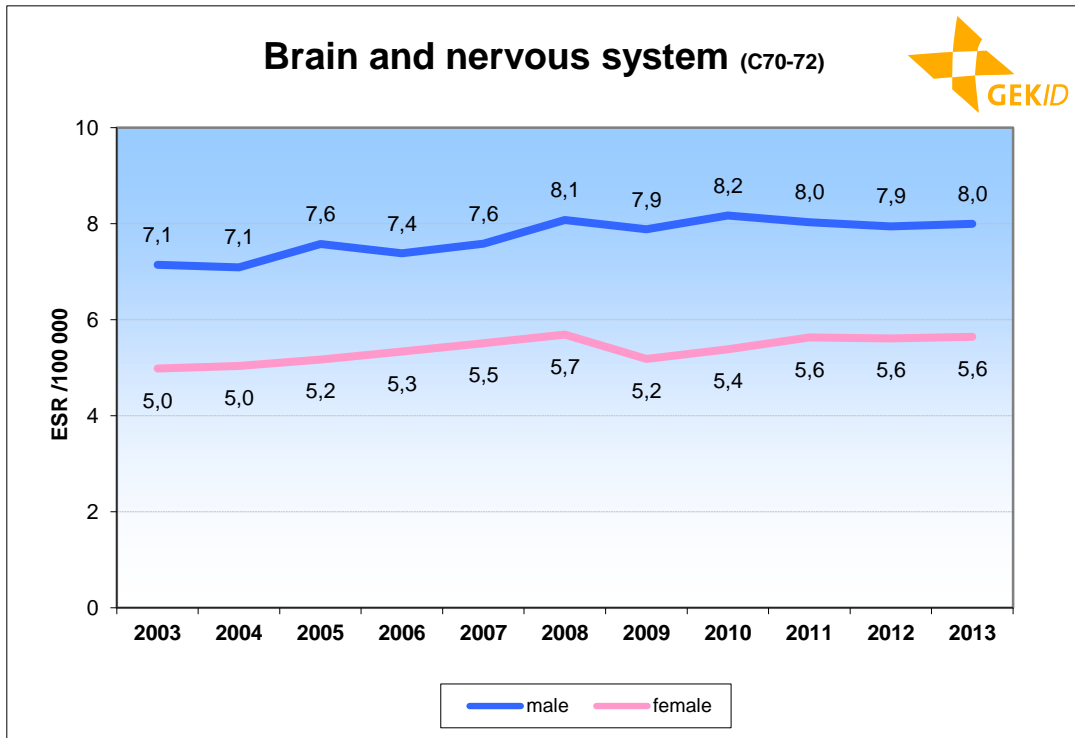
ESR = age-standardized rate with the Europe standard population

Number of new cases (Projection for Germany)



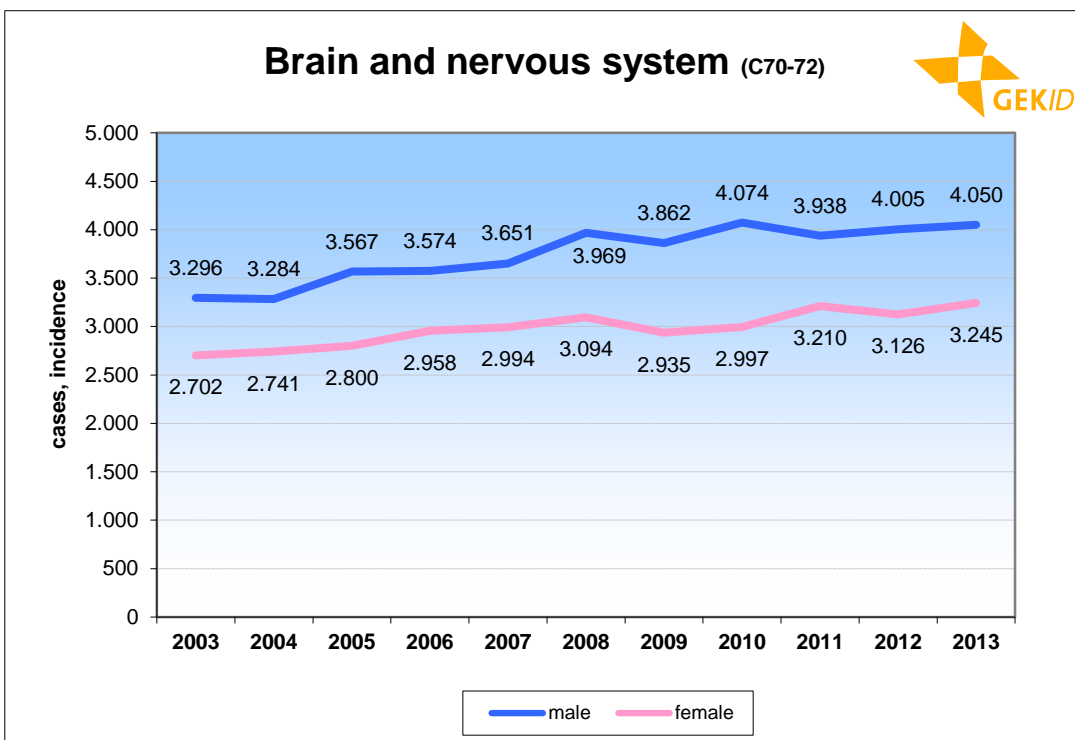
25 Brain and nervous system (C70-C72)

Age-standardized incidence rate (Projection for Germany)



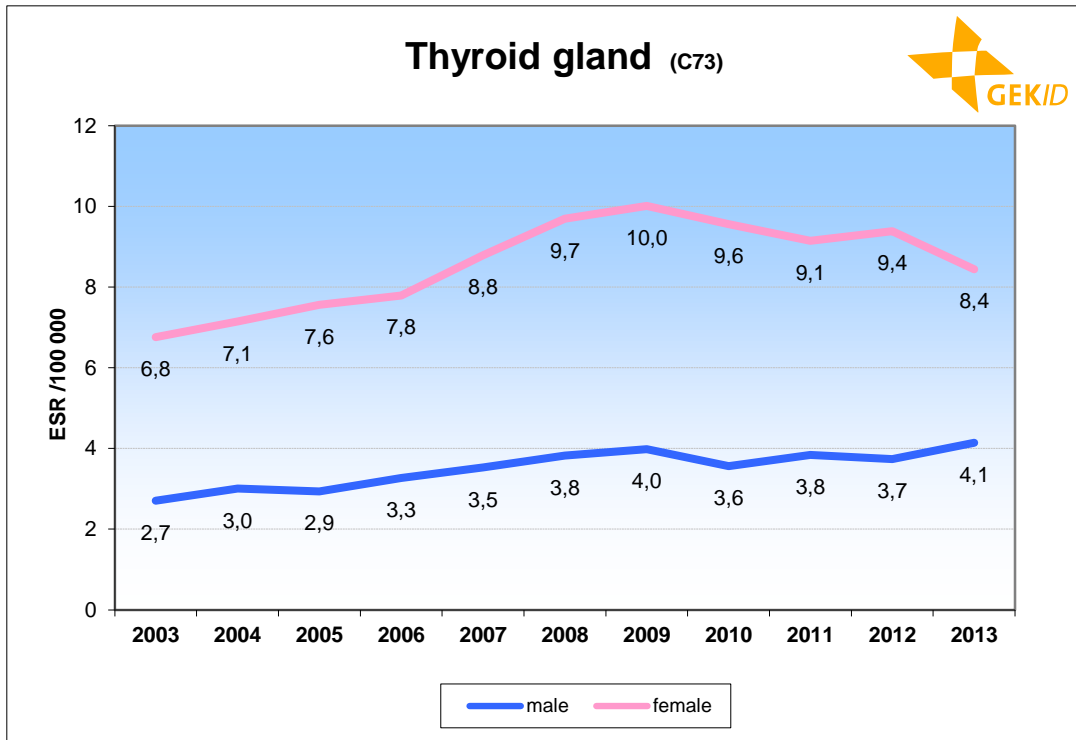
ESR = age-standardized rate with the Europe standard population

Number of new cases (Projection for Germany)



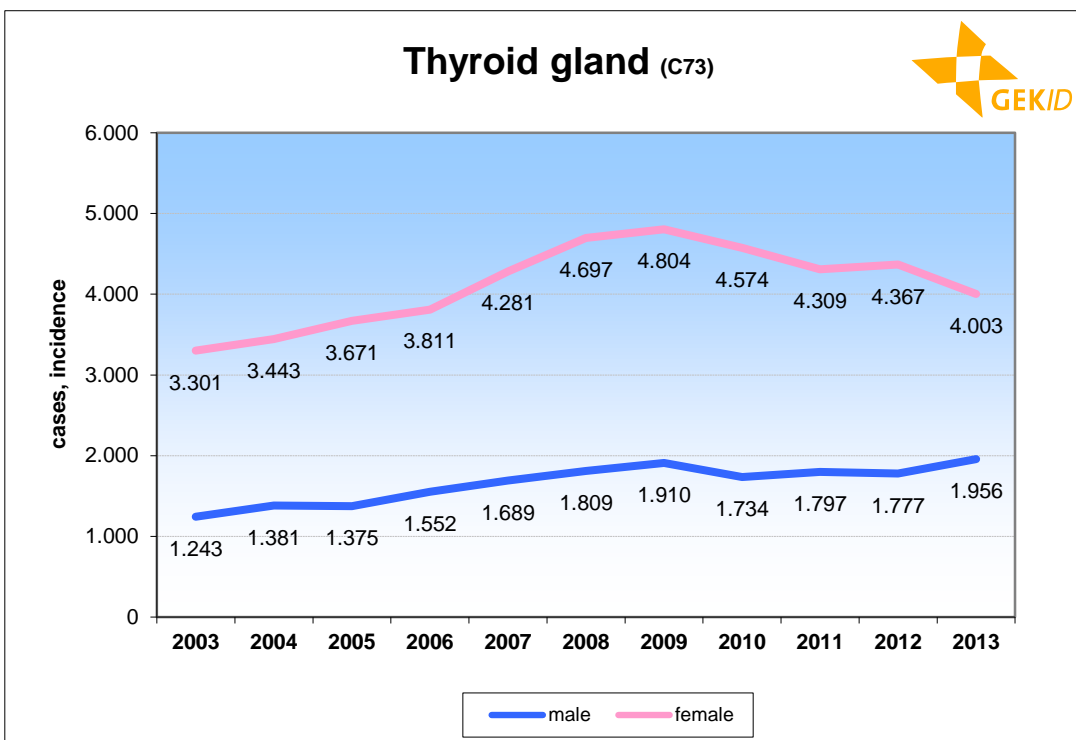
26 Thyroid gland (C73)

Age-standardized incidence rate (Projection for Germany)



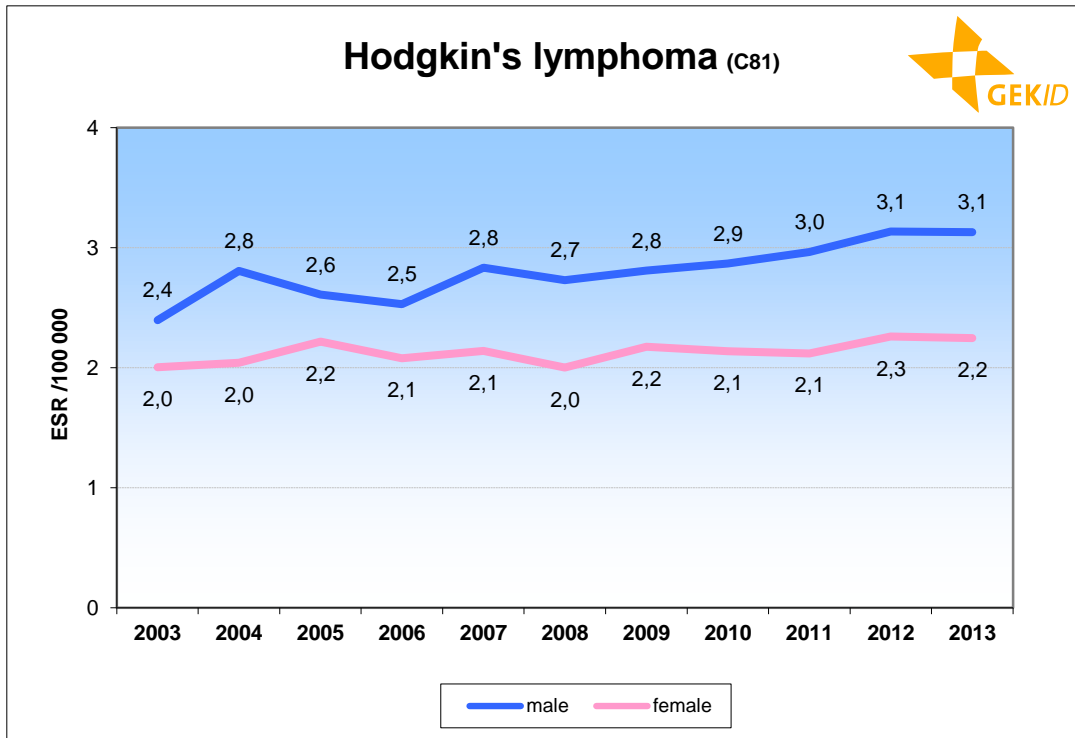
ESR = age-standardized rate with the Europe standard population

Number of new cases (Projection for Germany)



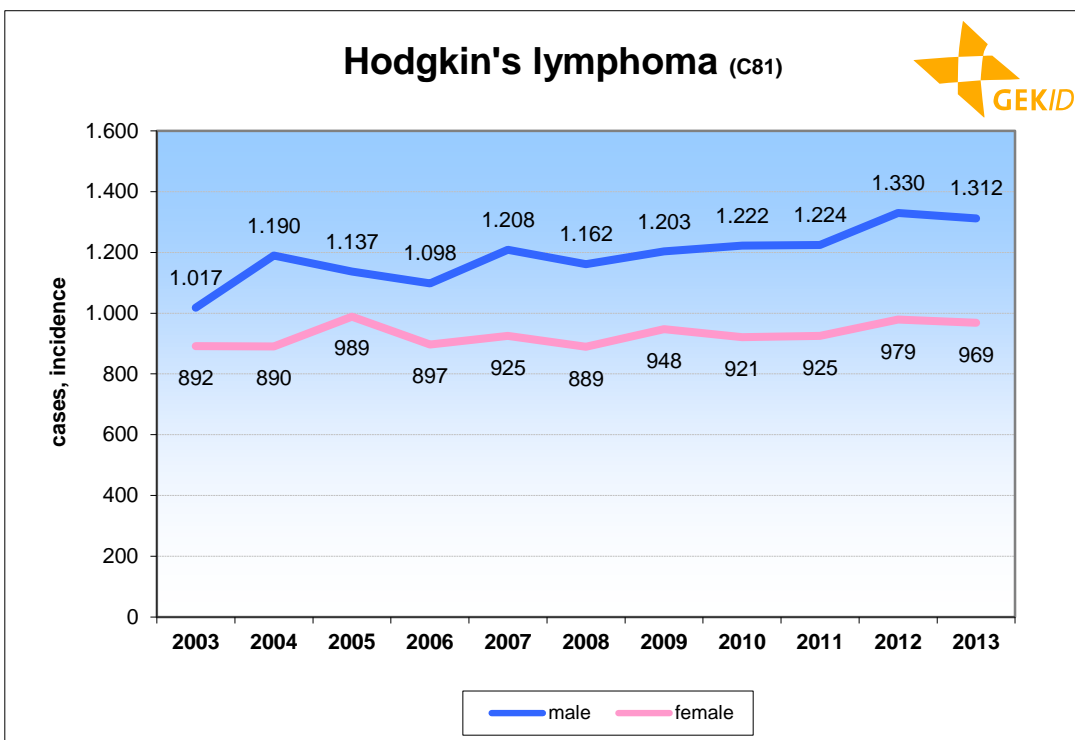
27 Hodgkin's Lymphoma (C81)

Age-standardized incidence rate (Projection for Germany)



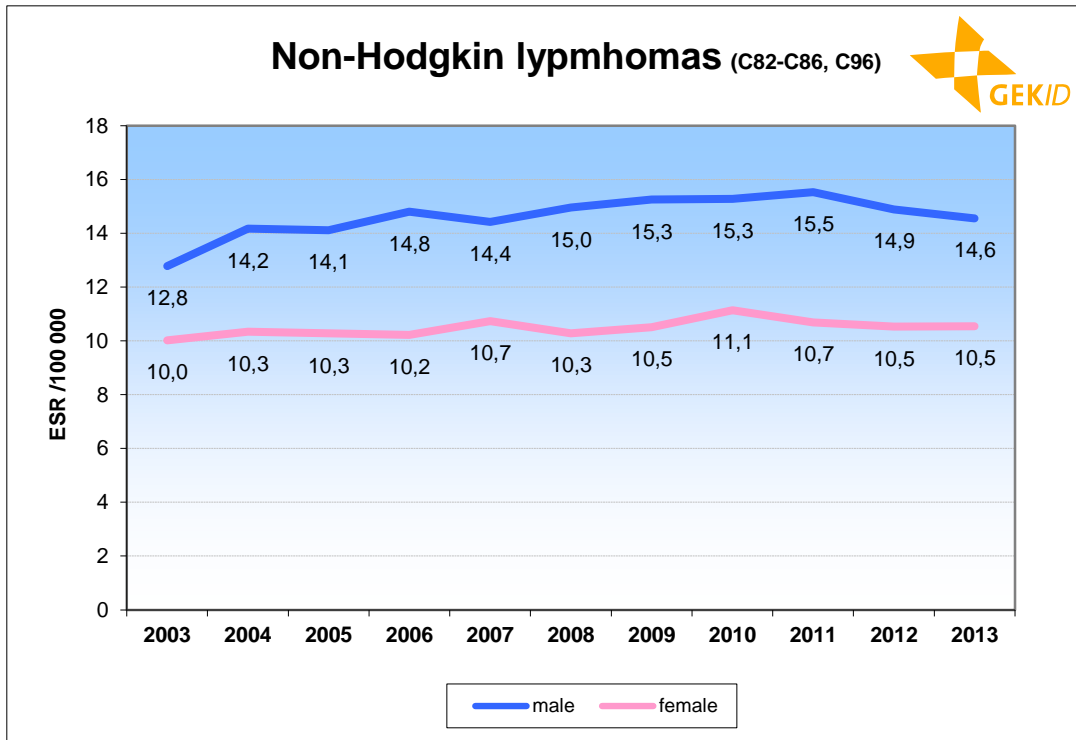
ESR = age-standardized rate with the Europe standard population

Number of new cases (Projection for Germany)



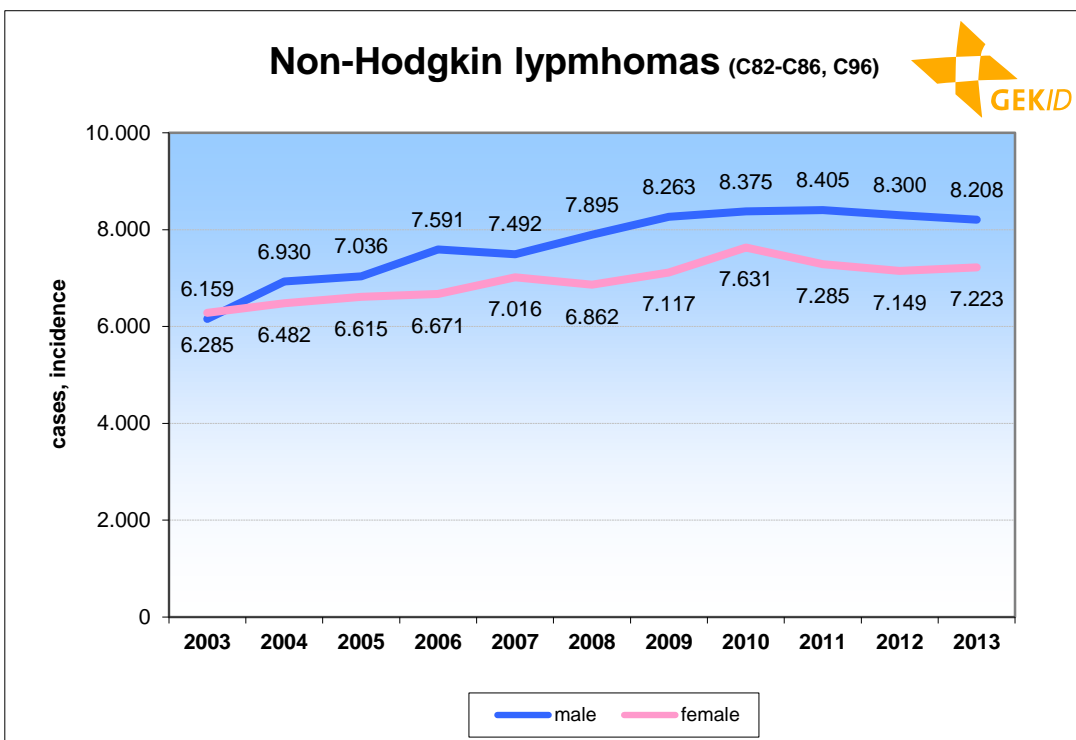
28 Non-Hodgkin-Lymphomas (C82-C86, C96)

Age-standardized incidence rate (Projection for Germany)



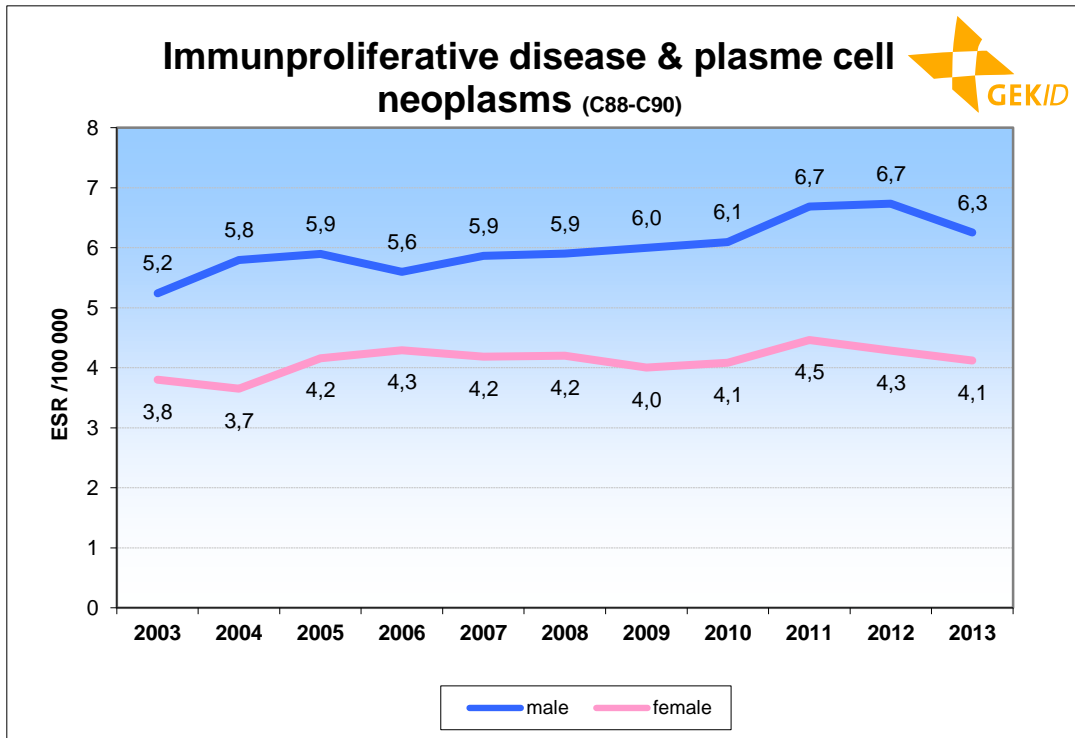
ESR = age-standardized rate with the Europe standard population

Number of new cases (Projection for Germany)



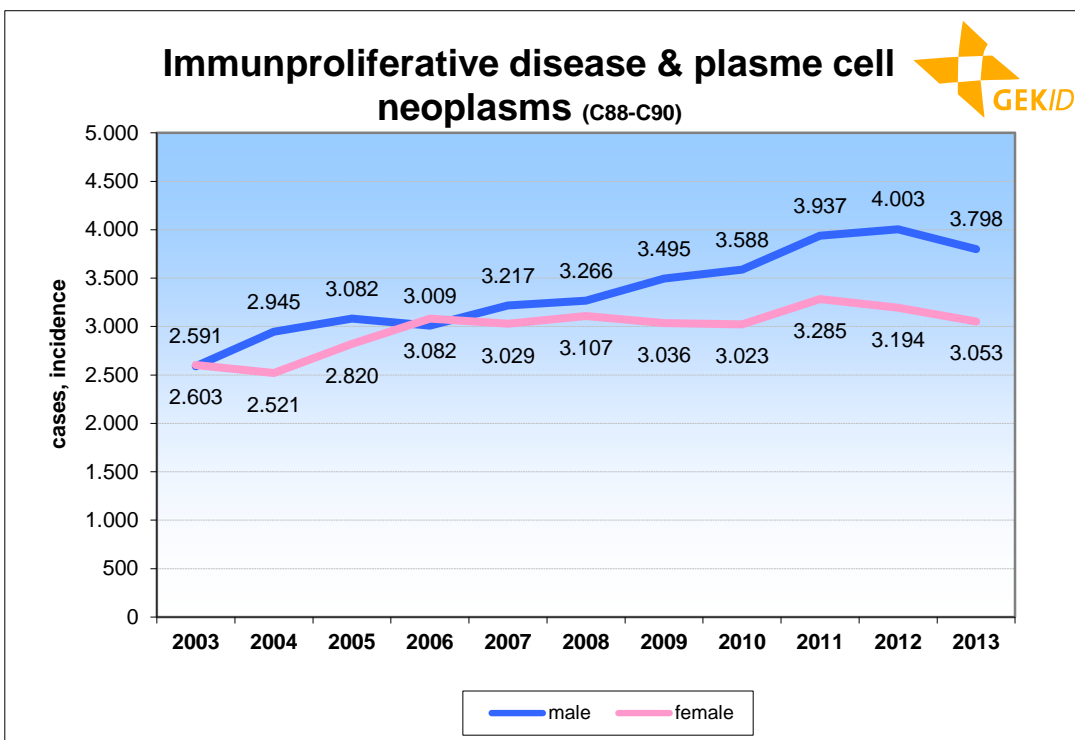
29 Immunproliferative disease and plasmocytoma (C88-C90)

Age-standardized incidence rate (Projection for Germany)



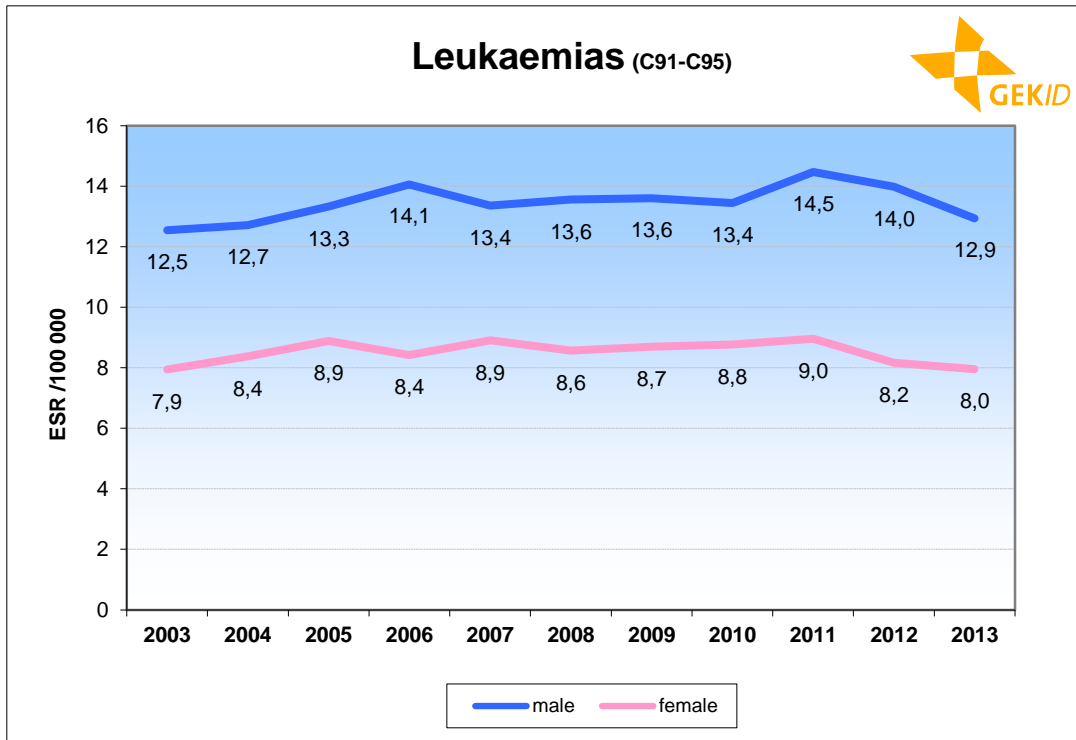
ESR = age-standardized rate with the Europe standard population

Number of new cases (Projection for Germany)



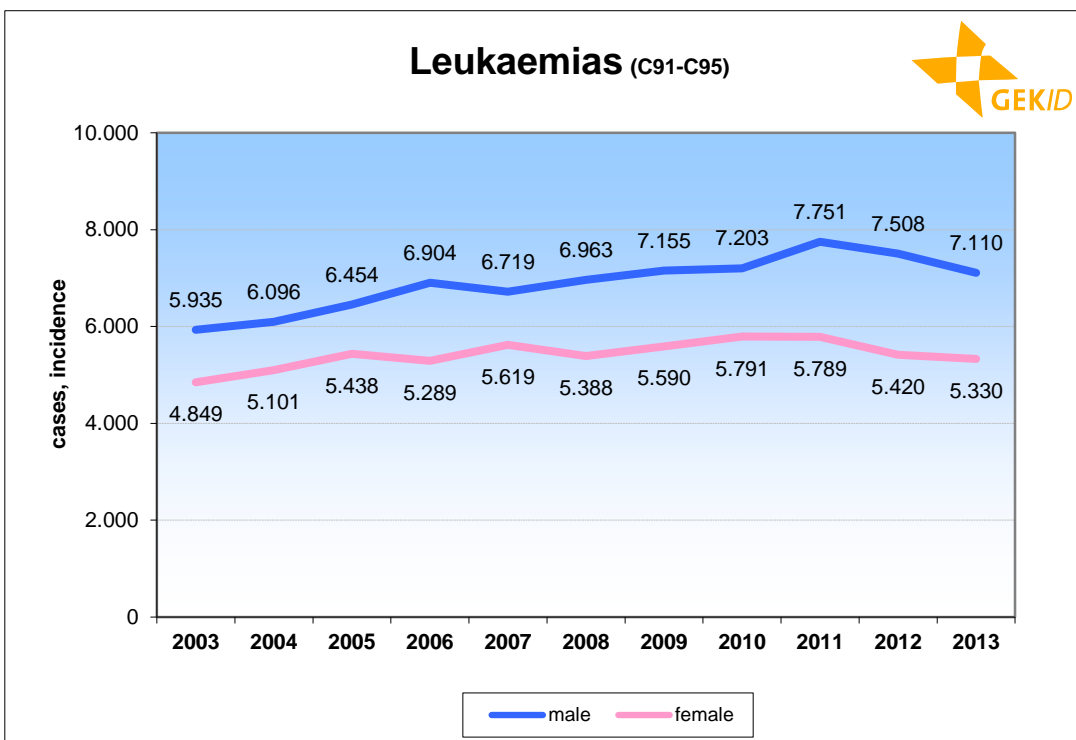
30 Leukaemias (C91-C95)

Age-standardized incidence rate (Projection for Germany)



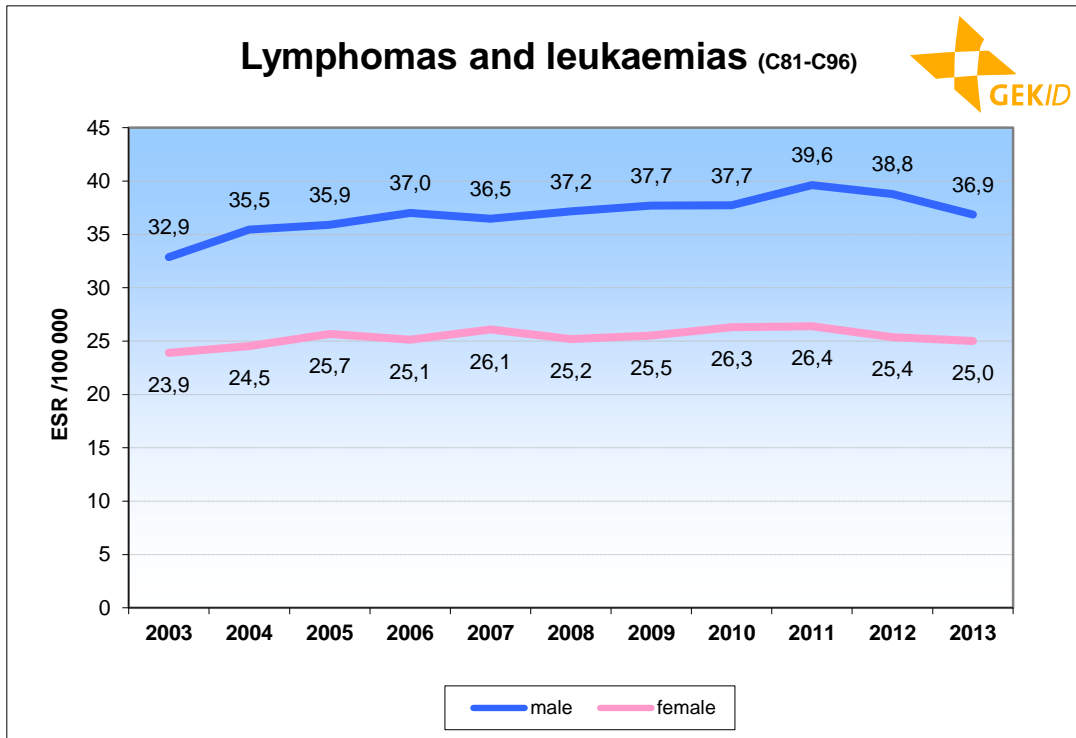
ESR = age-standardized rate with the Europe standard population

Number of new cases (Projection for Germany)



31 Leukaemias and lymphomas (C81-C96)

Age-standardized incidence rate (Projection for Germany)



ESR = age-standardized rate with the Europe standard population

Number of new cases (Projection for Germany)

